



**NEW MEXICO  
STATE  
UNIVERSITY**

**FALL 2009  
FACTBOOK**

**LAS CRUCES CAMPUS**



## TABLE OF CONTENTS

Introduction .....	1
Las Cruces & Community College Campuses.....	2
Board of Regents.....	3
Administration .....	3
New Mexico Higher Education Department.....	4
New Mexico State University’s Peer Institutions.....	4
Student Enrollment Trends (Las Cruces Campus – Fall Semesters 1890-2009).....	5
Full-time and Part-time Enrollment.....	6
Headcount Enrollment by Race/Ethnicity .....	7
Student Race/Ethnicity by Class.....	8
Headcount Enrollment Trends by Class of Student.....	8
Enrollment by Age and Gender .....	9
International Student Enrollment by Level.....	10
International Student Headcount Enrollment Trends .....	10
Undergraduate Headcount Enrollment Trends by College.....	11
Graduate Headcount Enrollment Trends by College.....	11
Duplicated Headcount of Undergraduate & Graduate Students by College.....	12
Distribution of Students by College – Using Duplicated Headcount .....	13
Distribution of Student Credit Hours Produced by College – Using Duplicated Headcount.....	13
Undergraduate & Graduate Duplicated Headcount Enrollment by Major .....	14
Undergraduate & Graduate Enrollment by State at Time of Admission.....	15
Undergraduate & Graduate Enrollment by New Mexico County at Time of Admission .....	16
Undergraduate Admission Trends .....	17
Average ACT Composite Scores for First-Time Freshmen .....	17
Student Financial Assistance .....	18
Distribution of Students Among On-campus and Off-campus Housing .....	18
Colleges & Library .....	19
College of Agricultural, Consumer & Environmental Sciences.....	20
College of Arts & Sciences.....	23
College of Business.....	26
College of Education.....	29
College of Engineering .....	32
College of Extended Learning .....	35
College of Health & Social Services .....	37
Honors College .....	40
Graduate School .....	41
Nondegree Enrollment.....	43
Library.....	44
College Deans & Department Heads .....	45
Accrediting Agencies by College .....	46
Degrees .....	
Majors & Degrees Offered.....	47
Trends in Degrees Awarded.....	50
Trends in Degrees Awarded by Race/Ethnicity .....	50
Number of Baccalaureate Degrees Awarded by Major .....	51
Number of Advanced Degrees Awarded by Major .....	52
Number of Degrees Awarded by Gender.....	53

Employees

- Employee Headcount ..... 54
- Regular Faculty Distribution by Academic Rank..... 55
- Regular Faculty Distribution by Level of Degree and Tenure Status..... 56
- Regular Faculty Distribution by Race/Ethnicity and Sex ..... 57
- Historical Comparison of Faculty Salaries with NMSU’s Peer Group ..... 58

Budget & Finance

- Total Budgeted Current Funds Revenue (Las Cruces & Community Colleges) ..... 59
- Total Budgeted Current Funds Revenue (Las Cruces Campus) ..... 60
- Total Budgeted Current Funds Expenditures..... 60
- Total Sponsored Program Expenditures ..... 61
- Academic Year Student Tuition and Required Fees Trends..... 61
- Tuition & Fees for 2008-2009 Compared with Peer Institutions ..... 62

Research..... 63

- Special Classifications ..... 64
- Research Expenditures as a Percent of Total E & G Expenditures – NMSU & Peer Universities . 65
- Academic Centers and Research Institutes ..... 66
- Impact on State of New Mexico ..... 67

International & U.S.-Mexico Border Programs ..... 68

University Advancement ..... 68

Community Colleges ..... 69

Community College Enrollment Trends..... 69

Institutional Research, Planning & Outcomes Assessment Staff ..... 70

## INTRODUCTION

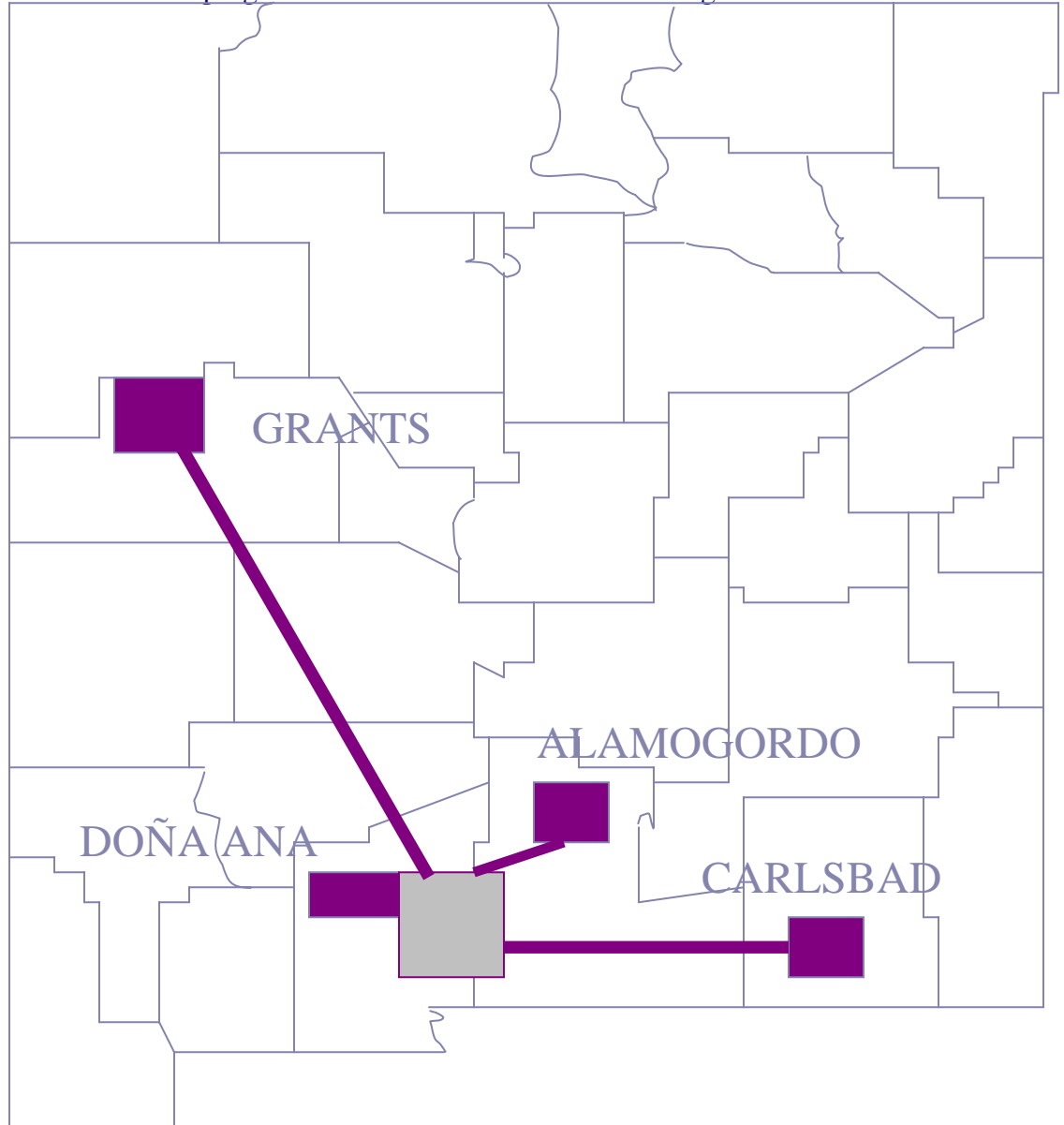
While New Mexico was still a territory, 23 years before it was to become the 47<sup>th</sup> state of the United States, the settlers of the Mesilla Valley recognized the need for an advanced educational system. This recognition, and the energetic efforts of leading citizens, resulted in the founding of the Las Cruces College in 1888. The territorial legislature of 1889 established the land-grant agricultural college and experiment station which officially opened on January 21, 1890. During its first full academic year, the college became known as the New Mexico College of Agriculture and Mechanic Arts, the first degree-granting institution in the territory. In 1960, the growth and maturity of the college were formally recognized when the New Mexico Constitution was amended to change the name of the institution to New Mexico State University. Since 1963, the institution has held continuous accreditation status, at the doctoral level, by the North Central Association of Colleges and Schools. New Mexico State University, under the provisions of the Morrill Act of 1862 and subsequent federal legislation, continues to provide a liberal and practical education for students and to sustain programs of research, extension education, and public service. New Mexico State University is classified as a Carnegie Doctoral/Research Universities-Extensive and is a member of the Hispanic Association of Colleges and Universities (HACU).

New Mexico State University is the land grant university of the state of New Mexico. As a thriving center of higher education, deeply rooted in the southwestern tradition, its role as a comprehensive university is recognized throughout the state. New Mexico State University offers a wide variety of programs through the Graduate School and the colleges: Agricultural, Consumer and Environmental Sciences, Arts and Sciences, Business, Education, Engineering, Extended Learning and Health and Social Services. The 21 doctoral programs are limited primarily to agriculture, education, engineering, and the sciences; the specialist in education degree is offered in 4 study areas; the education doctorate degree is offered in 3 study areas; there are 51 master's degree programs and 87 baccalaureate degree programs. At its four branch community colleges, Alamogordo, Carlsbad, Doña Ana and Grants, New Mexico State University offers academic, vocational/technical, and continuing education programs. In accord with its land-grant mission, New Mexico State University provides informal, off-campus educational programs through the Cooperative Extension Service. Through a statewide network of 9 research facilities, the Agricultural Experiment Station conducts basic and applied research supporting agriculture, natural resources management, environmental quality, and improved quality of life.

Overall responsibility for the university resides in an autonomous Board of Regents appointed by the Governor of the State and confirmed by the State Senate. The Board delegates authority for the internal management of the institution to the president. The faculty elects a Faculty Senate which has legislative jurisdiction over policies affecting the academic mission of the university.

### Las Cruces & Community College Campuses

New Mexico State University consists of five campuses. The Las Cruces campus and Doña Ana Community College are located in the city of Las Cruces; the Alamogordo Community College is located in the city of Alamogordo, which lies in the foothills at the base of the Sacramento Mountains; the Carlsbad Community College is located in the southeastern corner of the state in the city of Carlsbad; and the Grants Community College is located in the city of Grants in the northwestern corner of the state. In addition, the Las Cruces campus provides courses and academic programs via distance education technologies.



New Mexico State University

**Board of Regents**

Chris Anaya, Appointed Regent from Las Cruces for term expiring January 1, 2012 (Student Regent)

Laura M. Conniff, Appointed Regent from Las Cruces for term expiring January 1, 2013

Blake Curtis, Appointed Regent from Clovis for term expiring January 1, 2011

Javier Gonzales, Appointed Regent from Santa Fe for term expiring January 1, 2015

Ike Pino, Appointed Regent from Santa Fe for term expiring January 1, 2015

***Ex Officio Members***

Christopher Erickson, Chair, Faculty Senate

Travis Dulany, President, Associated Students of NMSU

---

**Administration**

President, Interim .....Manuel Pacheco

Provost and Executive Vice President ..... Waded Cruzado

Business and Finance, Vice President ..... Jennifer Taylor

Distance Education and Extended Learning, Vice Provost/Associate Provost for Student Success  
And Academic Programs .....Carmen Gonzales

Planning, Physical Resources and University Relations, Senior Vice President ..... Benjamin Woods

Planning and Information Technology, Associate Vice Provost ..... Shaun Cooper

International and Border Programs, Dean ..... Everett Egginton

Research, Graduate Studies & International Programs, Vice President ..... Vimal Desai Chaitanya

Student Affairs and Community Colleges, Associate Provost, Interim..... Ricardo Jacquez

University Advancement, Vice President ..... Nick Franklin

Economic Development, Vice President ..... Garrey Carruthers

**New Mexico Higher Education Department**  
(Formerly Known as the Commission on Higher Education for the State of New Mexico)

A new cabinet-level Higher Education Department (HED) was created in 2005 and reports directly to the Governor, thus elevating the importance of higher education in the state and allowing the Cabinet Secretary to have a more direct impact on policy. The HED is responsible for a statewide agenda for higher education: increasing access to our colleges and universities and coordinating efforts to build a highly trained workforce and high-wage economy, thus expanding opportunities for all of New Mexicans.

---

**New Mexico State University's Peer Institutions\***

Colorado State University – Fort Collins  
Iowa State University – Ames  
Kansas State University – Manhattan  
Montana State University – Bozeman  
Oklahoma State University – Stillwater  
Oregon State University – Corvallis  
Texas Tech University - Lubbock  
University of Arizona – Tucson  
University of Idaho - Moscow  
University of Nevada - Reno  
University of New Mexico – Albuquerque  
University of Texas – El Paso  
University of Wyoming - Laramie  
Utah State University – Logan  
Washington State University – Pullman

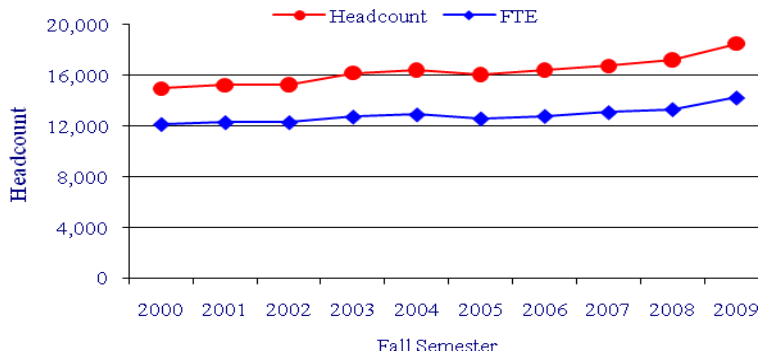
\* The peer institutions were selected by the Living the Vision Committee and approved by the Board of Regents, 2008.

**Student Enrollment Trends  
Las Cruces Campus – Fall Semesters 1890-2009**

FALL	HC	FTE	FALL	HC	FTE	FALL	HC	FTE	FALL	HC	FTE	FALL	HC	FTE
1890	23	*	1914	110	*	1938	1,061	*	1962	3,987	3,486	1986	13,718	11,309
1891	29	*	1915	96	*	1939	1,171	*	1963	4,253	3,710	1987	14,003	11,561
1892	46	*	1916	103	*	1940	935	*	1964	4,853	4,312	1988	14,284	11,620
1893	39	*	1917	68	*	1941	902	*	1965	5,768	5,080	1989	14,300	11,564
1894	33	*	1918	159	*	1942	648	*	1966	6,115	5,435	1990	14,812	11,775
1895	33	*	1919	142	*	1943	201	*	1967	6,807	5,954	1991	15,344	12,225
1896	56	*	1920	129	*	1944	279	*	1968	7,356	6,421	1992	15,500	12,281
1897	53	*	1921	142	*	1945	593	*	1969	7,608	6,879	1993	15,788	12,577
1898	63	*	1922	185	*	1946	1,656	*	1970	8,115	7,449	1994	15,643	12,413
1899	42	*	1923	185	*	1947	1,697	*	1971	9,075	8,293	1995	15,127	11,945
1900	32	*	1924	254	*	1948	1,660	*	1972	9,221	8,333	1996	14,748	11,695
1901	51	*	1925	286	*	1949	1,638	*	1973	9,199	8,276	1997	15,067	11,975
1902	51	*	1926	258	*	1950	1,454	*	1974	9,675	8,693	1998	15,409	12,275
1903	57	*	1927	300	*	1951	1,303	*	1975	10,649	9,504	1999	15,449	12,435
1904	74	*	1928	302	*	1952	1,556	*	1976	11,184	9,731	2000	14,958	12,153
1905	69	*	1929	422	*	1953	1,671	*	1977	11,423	9,868	2001	15,224	12,297
1906	89	*	1930	527	*	1954	1,928	*	1978	11,605	10,048	2002	15,243	12,299
1907	103	*	1931	518	*	1955	2,084	*	1979	11,864	10,274	2003**	16,174	12,737
1908	58	*	1932	455	*	1956	2,111	*	1980	12,347	10,608	2004**	16,428	12,910
1909	63	*	1933	482	*	1957	2,293	*	1981	12,411	10,672	2005**	16,072	12,592
1910	59	*	1934	517	*	1958	2,664	*	1982	12,512	10,618	2006**	16,415	12,793
1911	56	*	1935	580	*	1959	2,862	*	1983	12,926	10,924	2007**	16,726	13,087
1912	73	*	1936	728	*	1960	3,315	*	1984	12,786	10,747	2008**	17,200	13,323
1913	88	*	1937	882	*	1961	3,696	3,236	1985	12,818	10,710	2009**	18,497	14,236

\* Not available.  
\*\* Includes Distance Education

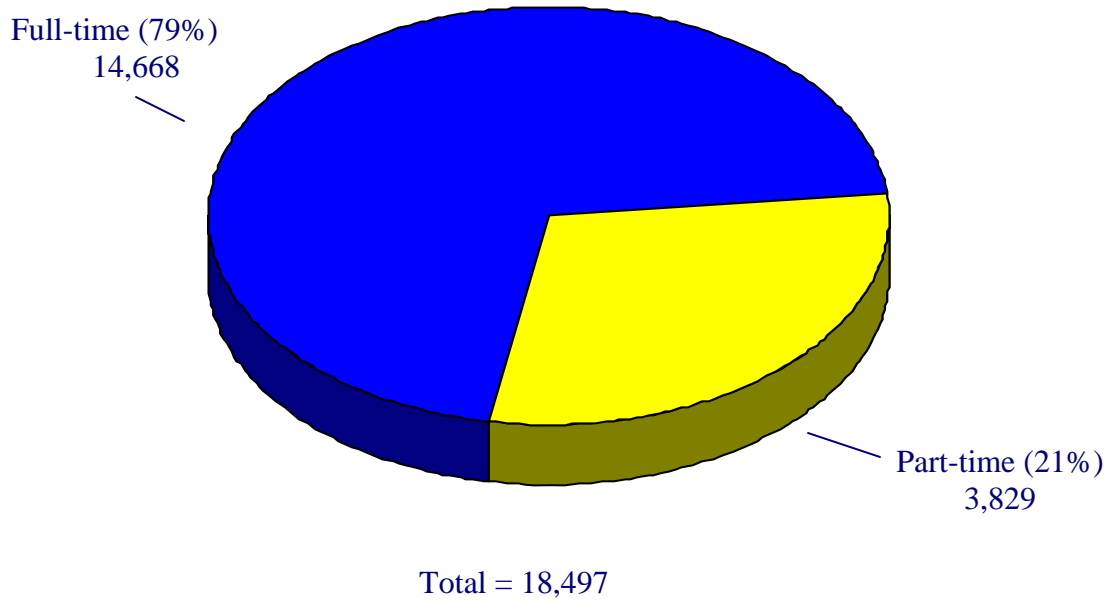
HC = Headcount  
FTE = Full-time Equivalent (SCH of undergraduates ÷ 15 + SCH of graduates ÷ 12)



Source: IRP Historical Information, IRPOA data warehouse, PODS



**Full-time and Part-time Enrollment  
Las Cruces Campus (includes Distance Education) – Fall 2009**



Note: Full-time enrollment is based on  $\geq 9$  credit hours for graduate students and  $\geq 12$  credit hours for undergraduate students.

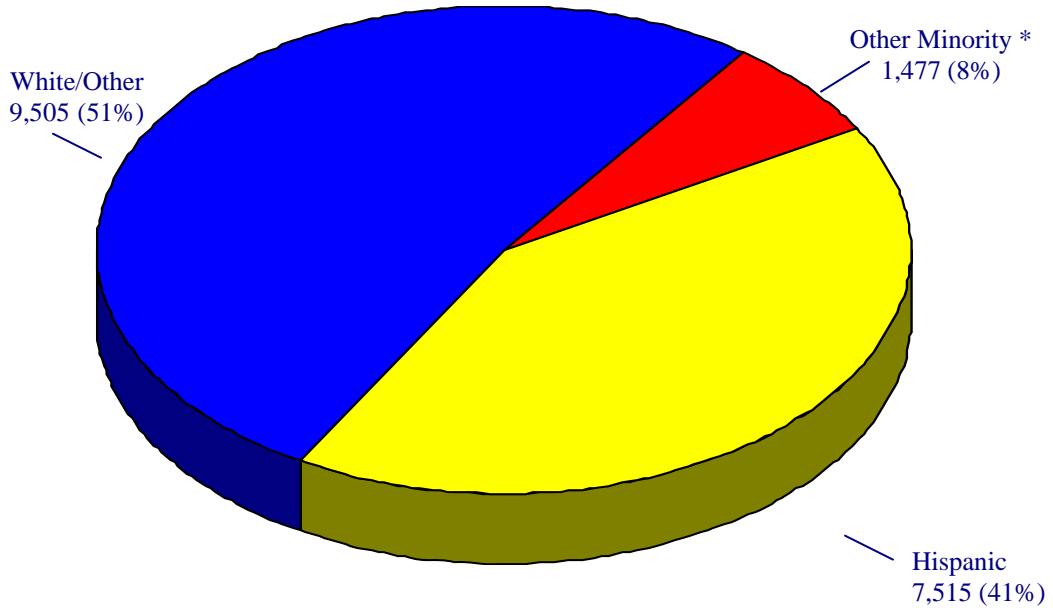
Source: PODS

**Headcount Enrollment by Race/Ethnicity  
Las Cruces Campus – Fall Semesters 2000-2009**

	2000	2001	2002	2003*	2004*	2005*	2006*	2007*	2008*	2009*	Percent Change from 2000-2009
<b>Am Indian/Alaskan Native</b>	407	411	404	474	469	459	480	521	563	645	58%
<b>Asian/Pacific Islander</b>	230	230	236	217	214	203	199	216	221	255	11%
<b>Black, Non-Hispanic</b>	383	419	446	442	448	444	455	483	503	577	51%
<b>Hispanic</b>	5,893	6,139	6,290	6,743	6,826	6,655	6,743	6,585	6,847	7,515	28%
<b>Total Minority</b>	6,913	7,199	7,376	7,876	7,957	7,761	7,877	7,805	8,134	8,992	30%
<b>Other</b>	8,045	8,025	7,867	8,298	8,471	8,311	8,538	8,921	9,066	9,505	18%
<b>Total Minority &amp; Other</b>	14,958	15,224	15,243	16,174	16,428	16,072	16,415	16,726	17,200	18,497	24%

\* Includes Distance Education

Source: IRP Historical Information, IRPOA data warehouse, PODS



\* 645 American Indian/Alaskan Native  
255 Asian/Pacific Islander  
577 Black, Non-Hispanic

Total = 18,497

Source: IRPOA data warehouse

**Student Race/Ethnicity by Class  
Las Cruces Campus (includes Distance Education) – Fall 2009**

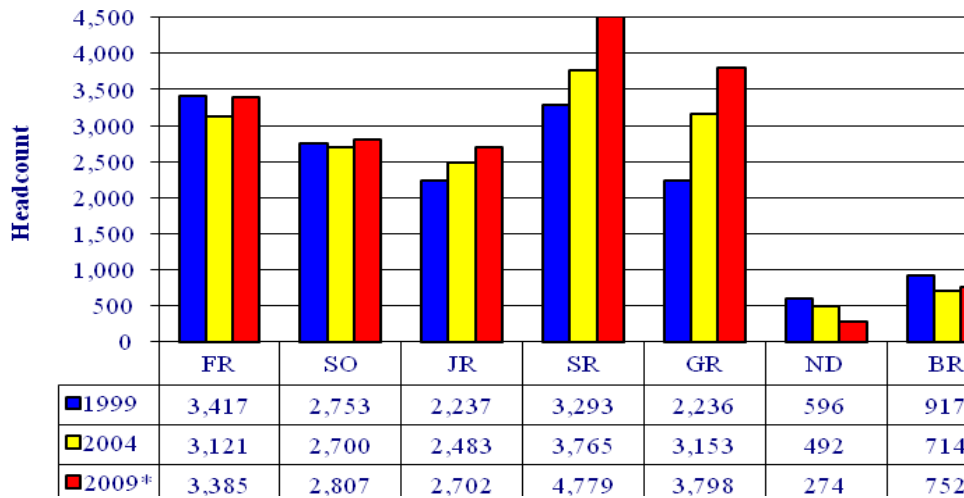
Class	American Indian/ Alaskan Native		Asian/ Pacific Islander		Black, Non-Hispanic		Hispanic		White/ Other		All Students	Total Minority	Minority Within Level
	#	%	#	%	#	%	#	%	#	%	#	#	%
Freshman	148	4	47	1	125	4	1,622	48	1,443	43	3,385	1,942	57
Sophomore	95	3	47	2	79	3	1,310	47	1,276	45	2,807	1,531	54
Junior	84	3	48	2	93	3	1,197	44	1,280	48	2,702	1,422	53
Senior	194	4	68	1	137	3	2,227	47	2,153	45	4,779	2,626	55
Graduate	92	2	76	2	110	3	1,101	29	2,419	64	3,798	1,379	36
Nondegree*	4	1	17	6	7	2	63	23	183	68	274	91	33
Branch Students **	29	4	11	1	45	6	392	52	275	37	752	477	63
<b>Total</b>	<b>646</b>	<b>3</b>	<b>314</b>	<b>2</b>	<b>596</b>	<b>3</b>	<b>7,912</b>	<b>43</b>	<b>9,029</b>	<b>49</b>	<b>18,497</b>	<b>9,468</b>	<b>51</b>

\* Nondegree includes both undergraduate nondegree and post-baccalaureate students.

\*\* Branch students enrolled on the Las Cruces Campus.

Source: PODS

**Headcount Enrollment Trends by Class of Student  
Las Cruces Campus – Fall Semesters 1999, 2004, 2009\***



\* Includes Distance Education

ND = Includes both undergraduate nondegree and post-baccalaureate students.

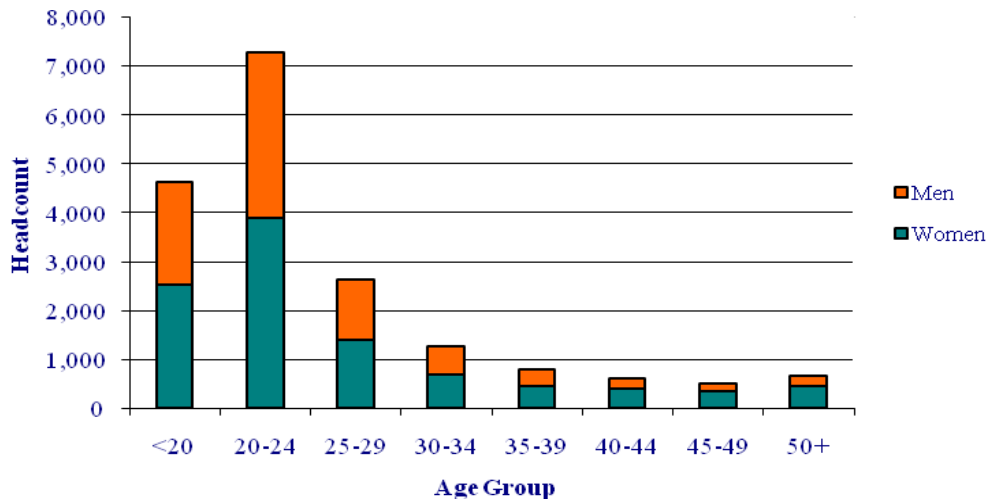
BR = Branch students enrolled on the Las Cruces Campus.

Source: IRP Historical Information; IRPOA data warehouse, PODS.

**Enrollment by Age and Gender  
Las Cruces Campus (includes Distance Education) – Fall 2009**

Age	Men	Women	Total
Less than 20	2,114	2,533	4,647
20-24	3,406	3,896	7,302
25-29	1,229	1,411	2,640
30-34	592	696	1,288
35-39	333	463	796
40-44	201	421	622
45-49	173	348	521
50 and over	221	460	681
<b>Total</b>	<b>8,269</b>	<b>10,228</b>	<b>18,497</b>

Average Age		
Undergraduate	Graduate	Overall
23	33	25



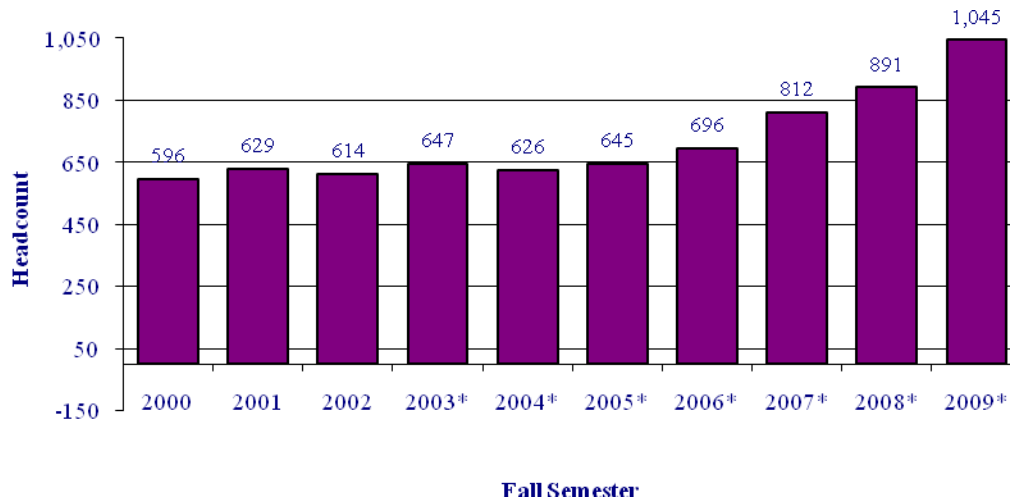
Source: PODS.

**International Student Enrollment by Level  
Las Cruces Campus (includes Distance Education) – Fall 2009**

	<b>Total Headcount</b>	<b>International* Headcount</b>	<b>% of Level</b>
Undergraduate	14,698	320	2%
Graduate	3,799	725	19%
<b>Total</b>	<b>18,497</b>	<b>1,045</b>	<b>6%</b>

Source: PODS.

**International Student Headcount Enrollment Trends  
Las Cruces Campus – Fall Semesters 1999-2009**



\* Includes Distance Education

Source: IRP Historical Information, IRPOA data warehouse, PODS.

New Mexico State University

**Undergraduate Headcount Enrollment Trends by College  
Las Cruces Campus – Fall Semesters 2000-2009**

	Agricultural, Consumer, & Environmental Sciences	Arts & Sciences	Business	Education	Engineering	Extended Learning	Health & Social Services	Branch Students
<b>FALL</b>								
2000	1,490	4,152	2,127	1,494	1,619		735	707
2001	1,522	4,229	2,060	1,512	1,639		750	705
2002	1,437	4,291	2,061	1,538	1,639		787	662
2003*	1,462	4,314	2,001	1,616	1,621		954	695
2004*	1,482	4,382	2,041	1,664	1,564		1,012	714
2005	1,475	4,372	1,918	1,639	1,444	13	1,068	620
2006	1,541	4,422	1,880	1,627	1,524	82	1,081	602
2007^	1,660	4,623	1,940	1,742	1,584	170	1,215	672
2008^	1,677	4,673	2,038	1,676	1,728	374	1,172	630
2009^	1,723	5,281	2,083	1,744	1,877	250	1,233	752

\* includes Distance Education

^ Duplicated headcount

Source: IRP Historical Information, IRPOA data warehouse, PODS.

**Graduate Headcount Enrollment Trends by College  
Las Cruces Campus – Fall Semesters 2000-2009**

	Agricultural, Consumer, & Environmental Sciences	Arts & Sciences	Business	Education	Engineering	Extended Learning	Health & Social Services	Graduate
<b>FALL</b>								
2000	217	676	157	611	255		127	140
2001	234	706	150	664	289		131	174
2002	216	748	158	688	298		153	179
2003	241	837	171	971	364		245	192
2004	255	842	178	1,090	368		254	166
2005	244	867	210	1,030	359		255	156
2006	240	921	312	995	410		290	37
2007^	216	938	470	838	401	15	369	178
2008^	206	992	540	912	432	4	384	245
2009^	233	1,040	483	892	417	0	415	257

^ Duplicated headcount

Source: IRP Historical Information, IRPOA data warehouse, PODS.

New Mexico State University

**Duplicated Headcount of Undergraduate & Graduate Students by College  
Las Cruces Campus (includes Distance Education) – Fall 2009**

College	Undergraduate Majors	Graduate Majors	Total	
			Undergraduate & Graduate Majors	Nondegree ***
Agriculture & Home Economics	1,692	233	1,925	31
Arts & Sciences	5,085	1,040	6,125	196
Business	2,063	483	2,546	20
Education	1,734	892	2,626	10
Engineering	1,867	417	2,284	10
Extended Learning	249	0	249	1
Health & Social Services	1,227	415	1,642	6
Graduate*	---	257	257	96
Branch Students**	752	---	752	---

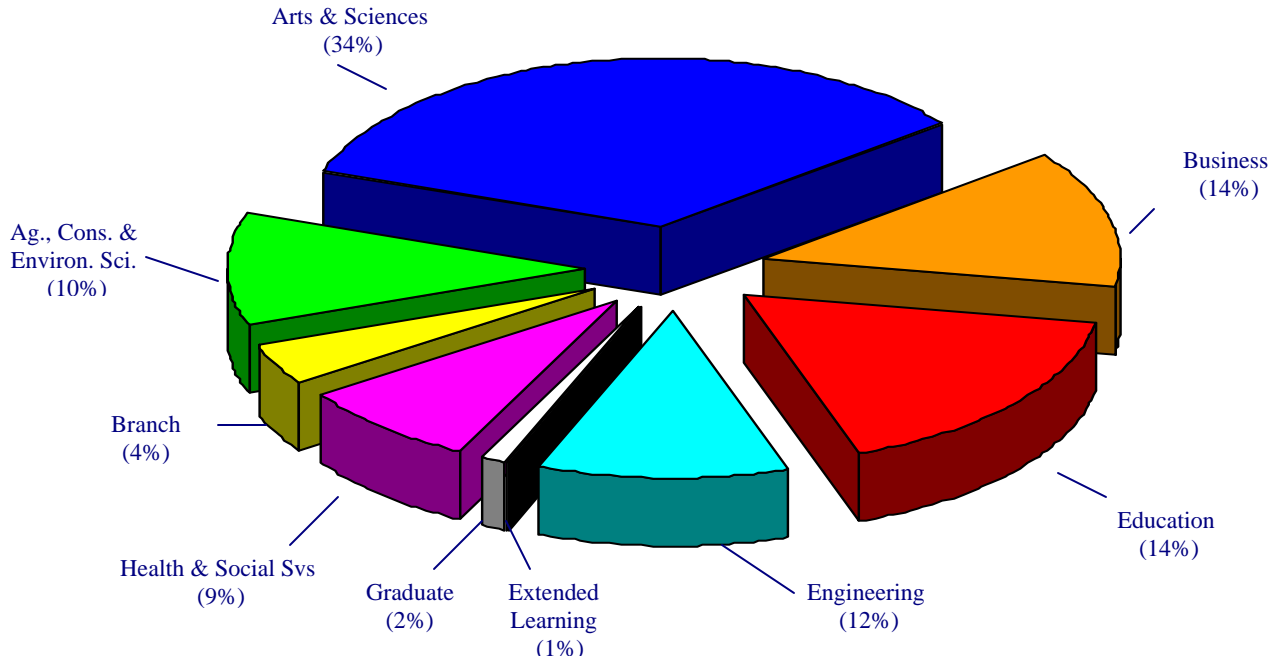
\* Includes interdisciplinary and undeclared graduates only.

\*\* Branch students enrolled on the Las Cruces Campus.

\*\*\* Nondegree students included in affiliated college.

Source: PODS.

**Distribution of Students by College – Using Duplicated Headcount  
Las Cruces Campus – Fall 2009\***

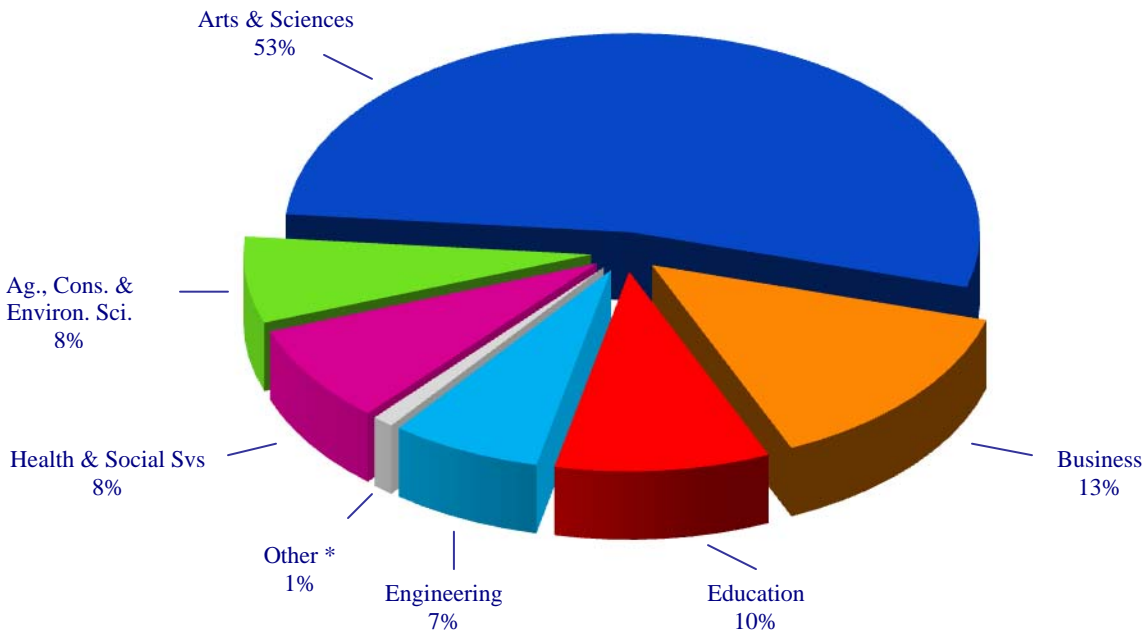


Note: The Graduate School includes interdisciplinary and unclassified majors.

Source: PODS.

\* Nondegree students included in affiliated college.

**Distribution of Student Credit Hours Produced by College – Using Duplicated Headcount  
Las Cruces Campus – Fall 2009**



\* Extended Learning, Honors, Graduate School and Library.

Source: Student Credit Hours – 3<sup>rd</sup> Friday Census Report.

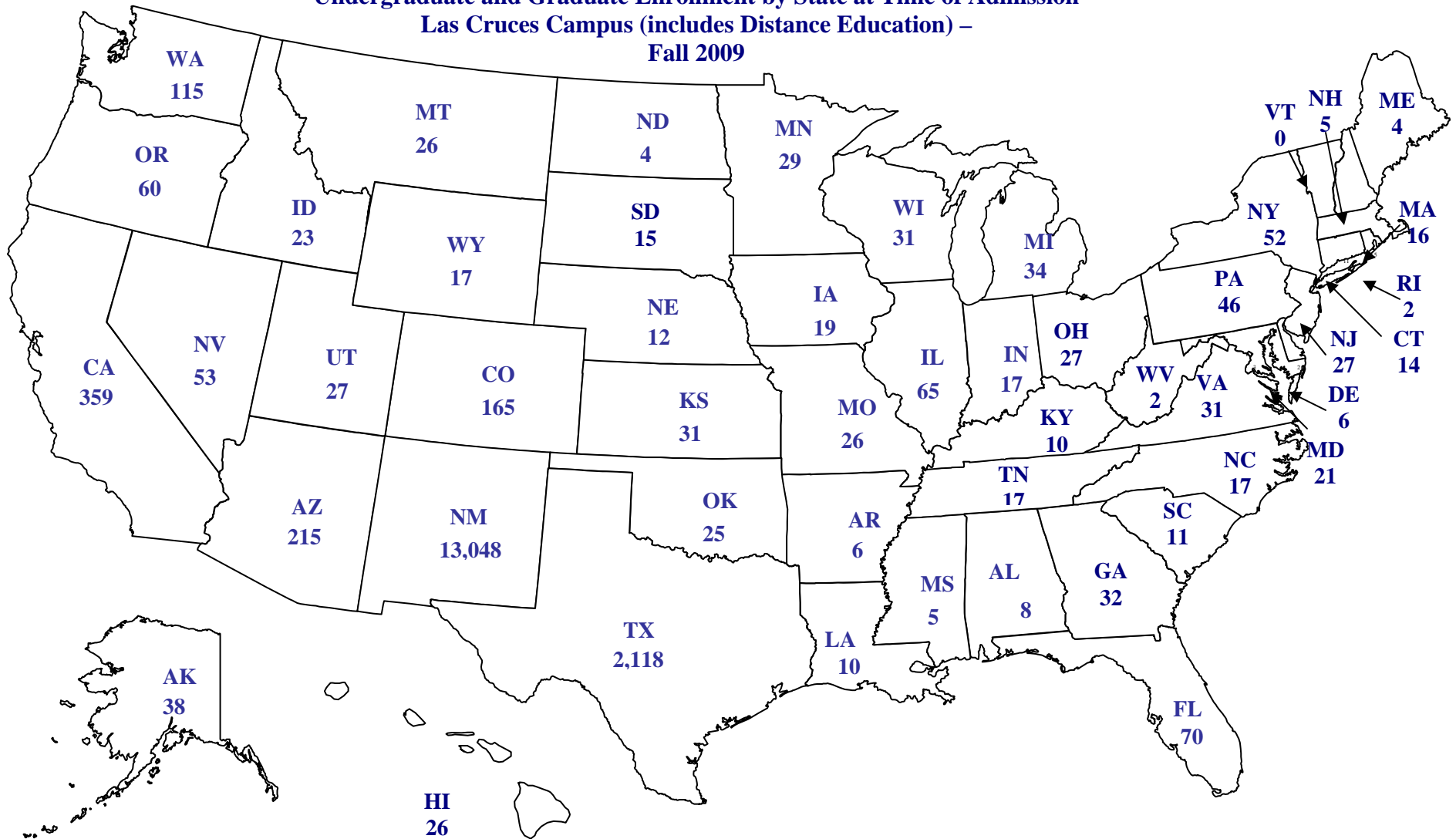


New Mexico State University

**Undergraduate (UG) & Graduate (GR) Duplicated Headcount Enrollment by Major  
Las Cruces Campus (includes Distance Education) – Fall 2009**

Major	UG	GR	Major	UG	GR
Accounting	357	41	Finance	260	
Aerospace Engineering	144		Fishery	7	
Agriculture & Community Development	9		Foreign Languages	211	
Agricultural & Extension Education	40	36	General Agriculture	2	4
Agricultural Biology	61	10	General Business	327	
Agricultural Economics & Agricultural Business	182		Genetics	21	
Agricultural Economics & Economics		14	Geography	121	26
Agronomy	15	1	Geology	32	19
Animal Sciences	293	30	Government	187	26
Animation & Visual Effects	17		History	189	52
Anthropology	87	64	Horticulture	38	8
Applied Studies	94		Hotel, Restaurant, & Tourism Management	398	
Art	325	3	Human & Community Services	39	
Astronomy		34	Human Nutrition & Food Science	117	
Athletic Training Education	118		Individualized Studies	147	
Biochemistry	87		Industrial Engineering	42	109
Biology	518	86	Information & Communication Technology	104	
Branch Students	752		Information Engineering Technology	46	
Business Administration		371	Information Systems	88	
Business Administration (Pre-Business Administration)	187		Interdisciplinary Doctorate		12
Business Computer Systems	4		International Business	161	
Chemical Engineering	140	16	Journalism & Mass Communications	250	
Chemistry	81	54	Kinesiology	222	
Civil Engineering	311	36	Management	360	3
Clothing, Textiles/Fashion Merchandising	95		Marketing	437	
Communication Disorders	145	51	Mathematics	73	51
Communication Studies	100	31	Mechanical Engineering	406	36
Community Health	87		Microbiology	59	
Community Health (Pre-CHL)	60		Molecular Biology		31
Computer Science	176	115	Music	112	23
Conservation Ecology	21		Music Education	118	
Counseling & Educational Psychology		34	Nursing	361	130
Counseling & Guidance		30	Nursing (Pre-Nursing)	454	
Creative Media	223		Philosophy	33	
Creative Writing (MFA)		33	Physical Education	1	
Criminal Justice	762	101	Physics	42	36
Curriculum & Instruction		111	Plant & Environmental Sciences		45
Dance	45		Psychology	430	48
Digital Film Making	50		Public Administration (MPA)		21
Early Childhood Education	220		Public Health (MPH)		89
Economic Development		19	Range Science	46	12
Economics (College of Arts & Sciences)	64		Rhetoric & Professional Communications		30
Economics (College of Business)	13	37	School Psychology		40
Education	1	483	Secondary Education	363	
Educational Administration		148	Social Work	133	213
Electrical Engineering	325	117	Social Work (Pre-Social Work)	105	
Elementary Education	602		Sociology	159	62
Engineering		101	Soil Science	4	
Engineering Physics	27		Spanish		30
Engineering Technology/Civil	80		Special Education	71	7
Engineering Technology/Electrical	79		Studio Art (MFA)		29
Engineering Technology/Mechanical	105		Surveying Engineering	56	
Engineering Technology/Undecided	6		Theater Arts	68	
English	187	50	Turf Management	5	
Environmental Engineering		11	Unclassified/Undecided	970	343
Environmental Science	54		Wildlife Science	150	24
Experimental Statistics		13	Women's Studies	10	
Family & Child Sciences	117				
Family & Consumer Sciences Education	41	50			

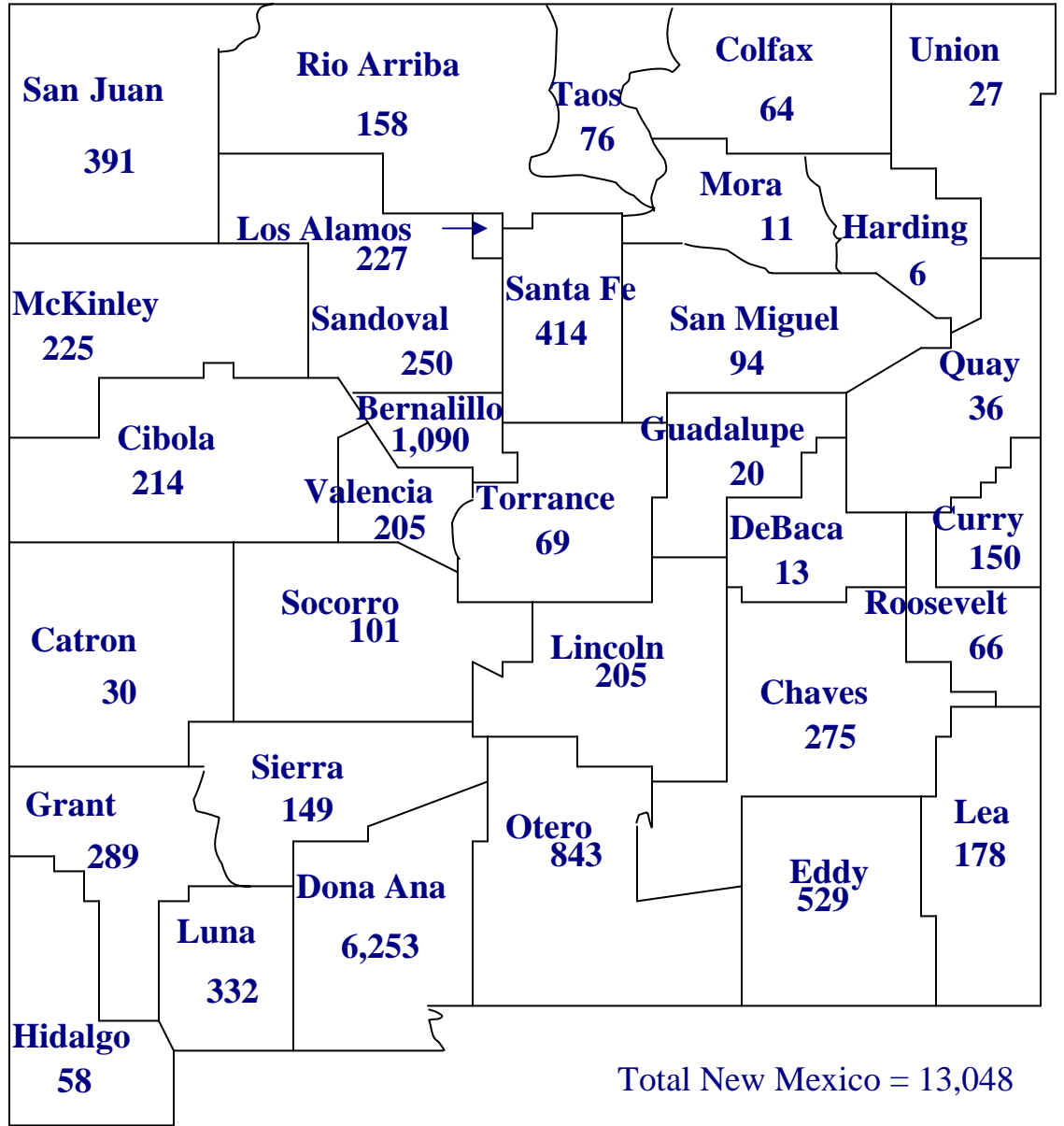
**Undergraduate and Graduate Enrollment by State at Time of Admission  
Las Cruces Campus (includes Distance Education) –  
Fall 2009**



Detail total – 17,051

Note: Detail excludes 1,446 students (1,045 international and 401 from Washington, D.C./U.S. territories).  
Source: PODS.

**Undergraduate and Graduate Enrollment by New Mexico County at Time of Admission  
Las Cruces Campus (includes Distance Education) – 2009**



Note: Detail excludes 5,549 students (4,404 other U.S. and 1,045 international).  
Source: PODS.

New Mexico State University

**Undergraduate Admission Trends  
Las Cruces Campus – Fall Semesters 2000-2009**

Fall	First-time Freshman					Undergraduate Transfers				
	Applications	Acceptances		Enrollees		Applications	Acceptances		Enrollees	
	#	#	% of Applications	#	% of Acceptances	#	#	% of Applications	#	% of Acceptances
2000	6,996	4,298	61%	2,021	47%	1,531	1,038	68%	588	57%
2001*	5,489	4,386	80%	2,235	51%	973	889	91%	573	64%
2002*	5,706	4,608	81%	2,049	44%	945	857	91%	520	61%
2003*	5,630	4,739	84%	2,067	44%	1,099	1,016	92%	526	52%
2004*	6,266	5,109	82%	2,111	41%	1,018	896	88%	538	60%
2005*	5,522	4,483	81%	2,019	45%	1,132	1,051	93%	684	65%
2006*	5,434	4,735	87%	2,172	46%	1,112	1,025	92%	509	50%
2007*	5,497	4,682	85%	2,223	47%	1,028	889	86%	594	67%
2008*	5,960	4,897	82%	2,571	53%	1,019	887	87%	714	80%
2009*	6,650	6,404	96%	2,878	45%	1,152	1,048	91%	721	69%

Source: Office of Admissions (2000); \* Office of Institutional Research & Planning.


**Average ACT Composite Scores for First-Time Freshmen  
Las Cruces Campus – Fall Semesters 2000-2009**

Fall Semester	NMSU	National Average	NMSU Students Scoring 26 or Better
2000	20.8	21.0	13.8%
2001	20.8	21.0	12.3%
2002	20.7	20.8	12.8%
2003	20.6	20.8	11.8%
2004	20.8	20.9	13.1%
2005	20.7	20.9	12.1%
2006	20.6	21.1	12.4%
2007	20.4	21.2	10.2%
2008	20.8	21.1	15.5%
2009	20.6	21.1	14.2%

All scores are converted to new enhanced ACT Composite.  
Source: IRPOA data warehouse, PODS.

New Mexico State University

**Student Financial Assistance  
Las Cruces Campus – Academic Year 2008-2009**



**Total = \$166,517,266**

Source: Office of Financial Aid, Office of Business & Finance

**Distribution of Students Among On-Campus and Off-campus Housing  
Las Cruces Campus (includes Distance Education) – Fall 2009**

	Number of Students	Percent of Total Enrollment
<b>Residence Halls</b>	1,884	10.2%
<b>Greek Complex</b>	155	0.1%
<b>Apartments</b>	785	4.2%
<b>Student Family Housing</b>	549	3.0%
<b>Off-campus</b>	15,124	82.5%
<b>Total Enrollment</b>	18,497	100%

Source: Housing & Residential Life

## **COLLEGES & LIBRARY**

- **Agricultural, Consumer & Environmental Sciences**
- **Arts & Sciences**
- **Business**
- **Education**
- **Engineering**
- **Extended Learning**
- **Health & Social Services**
- **Honors College**
- **Graduate School**
- **Library**

**College of Agricultural, Consumer & Environmental Sciences**

In 1889, the territorial legislature authorized the New Mexico Agricultural College and Agricultural Experiment Station at Las Cruces. Today, the dean and chief administrative officer assumes the overall leadership of the three interrelated components of the college: academic programs, Agricultural Experiment Station, and the Cooperative Extension Service. Academic programs included instructional activities in eight academic departments. The Agricultural Experiment Station funds many of the research projects carried out in the academic and nonacademic departments, as well as the Agricultural Science Centers throughout the state. Faculty and staff of the Cooperative Extension Service primarily teach informal, out-of-the-classroom educational programs in agriculture, home economics, community development, and 4-H and youth development throughout the state. Additional departments in the college are Agricultural Communications and the Indian Resource Development Program.

*Academic Departments*

Agricultural Economics & Agricultural Business	Family & Consumer Sciences
Animal & Range Sciences	Fishery & Wildlife Sciences
Agricultural & Extension Education	Plant & Environmental Science
Entomology, Plant Pathology and Weed Science	School of Hotel, Restaurant, and Tourism Management

*Other Major Units*

New Mexico Agricultural Experiment Station  
New Mexico Cooperative Extension Service

New Mexico State University

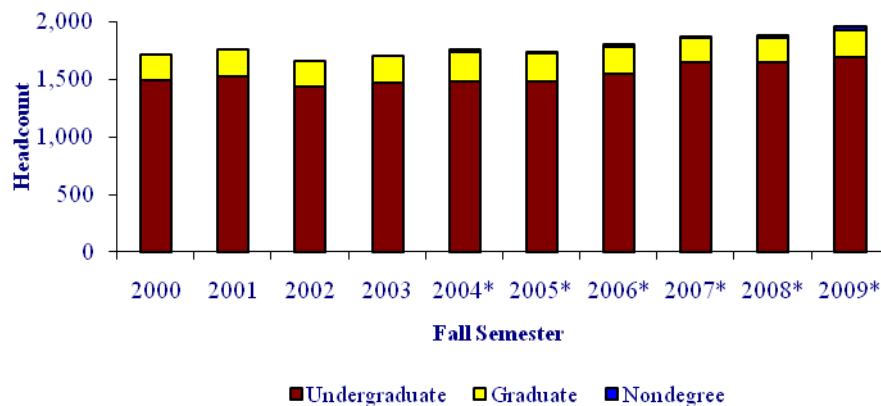
College of Agricultural, Consumer & Environmental Sciences

----- Students -----

<i>Duplicated Headcount Enrollment</i>		
	<i>Headcount</i>	<i>Percent</i>
Undergraduate	1,692	86%
Graduate	233	12%
Nondegree	<u>31</u>	<u>2%</u>
<b>TOTAL</b>	<b>1,956</b>	<b>100%</b>

<i>Gender</i>	<i>Undergraduate</i>		<i>Graduate</i>		<i>Nondegree</i>	
Men	630	37%	107	46%	12	39%
Women	1,062	63%	126	54%	19	61%
<i>Race/Ethnicity</i>						
Am. Indian or Alaskan Native	96	6%	9	4%	0	0%
Asian or Pacific Islander	21	1%	2	1%	2	6%
Black, non-Hispanic	37	2%	1	1%	1	3%
Hispanic	607	36%	53	23%	2	6%
White/Other	931	55%	168	71%	26	85%
<i>Class</i>						
Freshman 406	Sophomore 402	Junior 346	Senior 538	Graduate 233	Nondegree 31	

Headcount Enrollment Trends



\* Nondegree students included in affiliated college.



New Mexico State University

**College of Agricultural, Consumer & Environmental Sciences**

*----- Full-time & Part-time Regular Faculty -----*

<b><i>Gender:</i></b>	<b>Men</b>	<b>Women</b>	<b>Total</b>
	68	30	98

<b><i>Rank:</i></b>	<b>Professor</b>	<b>Associate</b>	<b>Assistant</b>	<b>Instructor</b>
	43	28	24	3

<b><i>Race/Ethnicity:</i></b>	<b>Am. Indian/ Alaskan Native</b>	<b>Asian/Pacific Islander</b>	<b>Black, non- Hispanic</b>	<b>Hispanic</b>	<b>White/Other</b>
	0	2	0	5	91

New Mexico State University

**College of Arts & Sciences**

The College of Arts and Sciences traces its origin to 1917 when it was known as the School of General Science. The present College of Arts and Sciences is comprised of 26 academic departments, the College Advising Center and the Research Center. Administered by the dean and two associate deans, the college provides programs of research and creative endeavors in the arts, humanities, sciences, and social sciences.

*Academic Departments*

Aerospace Studies	Criminal Justice	Military Science
Art	English	Molecular Biology
Anthropology	Geography	Music
Astronomy	Geological Sciences	Philosophy
Biology	Government	Physics
Chemistry & Biochemistry	History	Psychology
Communication Studies	Journalism & Mass Communications	Sociology & Women's Studies
Computer Science	Languages & Linguistics	Theatre Arts
Creative Media	Mathematical Sciences	

*Other Major Units*

Arts & Sciences Research Center  
Center for Latin American & Border Studies

New Mexico State University

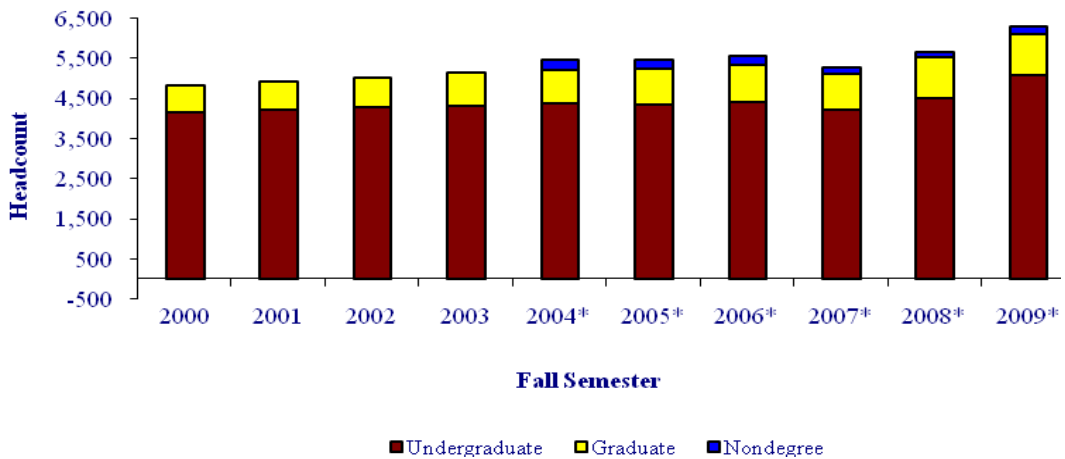
College of Arts & Sciences

----- Students -----

<i>Duplicated Headcount Enrollment</i>		
	<i>Headcount</i>	<i>Percent</i>
Undergraduate	5,085	81%
Graduate	1,040	16%
Nondegree	<u>196</u>	<u>3%</u>
<b>TOTAL</b>	<b>6,321</b>	<b>100%</b>

<i>Gender</i>	<i>Undergraduate</i>		<i>Graduate</i>		<i>Nondegree</i>	
Men	2,312	45%	545	52%	67	34%
Women	2,773	55%	495	48%	129	66%
<i>Race/Ethnicity</i>						
Am. Indian or Alaskan Native	181	3%	15	1%	3	2%
Asian or Pacific Islander	77	1%	9	1%	9	5%
Black, non-Hispanic	178	3%	23	2%	5	2%
Hispanic	2,266	44%	169	16%	44	22%
White/Other	2,383	49%	824	80%	135	69%
<i>Class</i>						
Freshman 1,464	Sophomore 1,089	Junior 981	Senior 1,551	Graduate 1,040	Nondegree 196	

Headcount Enrollment Trends



\*Nondegree students included in affiliated college.

New Mexico State University

College of Arts & Sciences

----- *Full-time & Part-time Regular Faculty* -----

<i>Gender:</i>	Men	Women	Total
	174	131	305

<i>Rank:</i>	Professor	Associate	Assistant	Instructor
	95	86	104	20

<i>Race/Ethnicity:</i>	Am. Indian/ Alaskan Native	Asian/Pacific Islander	Black, non- Hispanic	Hispanic	White/Other
	2	8	0	24	271

New Mexico State University

**College of Business**

The College of Business was created in 1964. The dean of the college assumes leadership of five academic departments and the Bureau for Business Research. The college has been predominantly oriented toward teaching at the undergraduate level and, in more recent years, graduate-level programs. The college has developed substantial research for competencies focused upon New Mexico, Mexico and other border economic, business, and social issues; leadership and substitute-for-leadership issues; and issues in public utility regulation.

*Academic Departments*

Accounting & Information Systems  
Economics & International Business  
Finance

Management  
Marketing

*Other Major Units*

Bureau of Business Research & Services  
Center for Economics and Personal Finance Education  
Center for Entrepreneurship

State Data Center  
University Statistics Center  
Center for Public Utilities

New Mexico State University

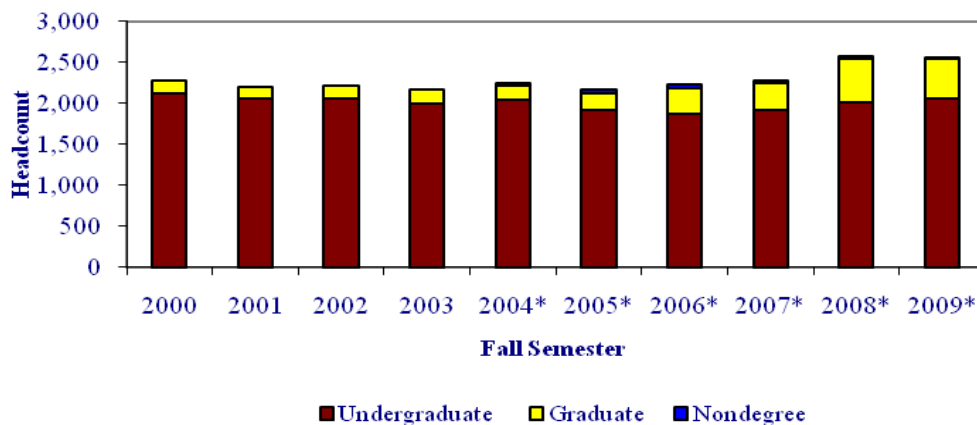
College of Business

----- Students -----

<i>Duplicated Headcount Enrollment</i>		
	<i>Headcount</i>	<i>Percent</i>
Undergraduate	2,063	80%
Graduate	483	19%
Nondegree	<u>20</u>	<u>1%</u>
<b>TOTAL</b>	<b>2,566</b>	<b>100%</b>

<i>Gender</i>	<i>Undergraduate</i>		<i>Graduate</i>		<i>Nondegree</i>	
Men	1,125	55%	267	55%	11	55%
Women	938	45%	216	45%	9	45%
<i>Race/Ethnicity</i>						
Am. Indian or Alaskan Native	64	3%	4	1%	1	5%
Asian or Pacific Islander	35	2%	4	1%	1	5%
Black, non-Hispanic	72	3%	15	3%	0	0%
Hispanic	877	43%	161	33%	5	25%
White/Other	1,015	49%	299	62%	13	65%
<i>Class</i>						
Freshman 428	Sophomore 393	Junior 472	Senior 770	Graduate 483	Nondegree 20	

Headcount Enrollment Trends



\* Nondegree students included in affiliated college.

New Mexico State University

College of Business

----- Full-time & Part-time Regular Faculty -----

<b>Gender:</b>	<b>Men</b>	<b>Women</b>	<b>Total</b>
	59	17	76

<b>Rank:</b>	<b>Professor</b>	<b>Associate</b>	<b>Assistant</b>	<b>Instructor</b>
	29	31	16	0

<b>Race/Ethnicity:</b>	<b>Am. Indian/ Alaskan Native</b>	<b>Asian/Pacific Islander</b>	<b>Black, non- Hispanic</b>	<b>Hispanic</b>	<b>White/Other</b>
	3	4	2	5	62

**College of Education**

The College of Teacher Education became the College of Education in 1967. The dean and associate deans of the College provide leadership for five academic departments and the Educational Research Center. The undergraduate and graduate programs prepare individuals for licensure to work in public and private schools. The College, as a whole, is accredited by the State Department of Education within New Mexico and the National Council for the Accreditation of Teacher Education.

*Academic Departments*

Counseling & Educational Psychology  
Curriculum & Instruction  
Educational Management & Development  
Human Performance, Dance & Recreation  
Special Education & Communication Disorders

*Other Major Units*

Educational Research Center



New Mexico State University

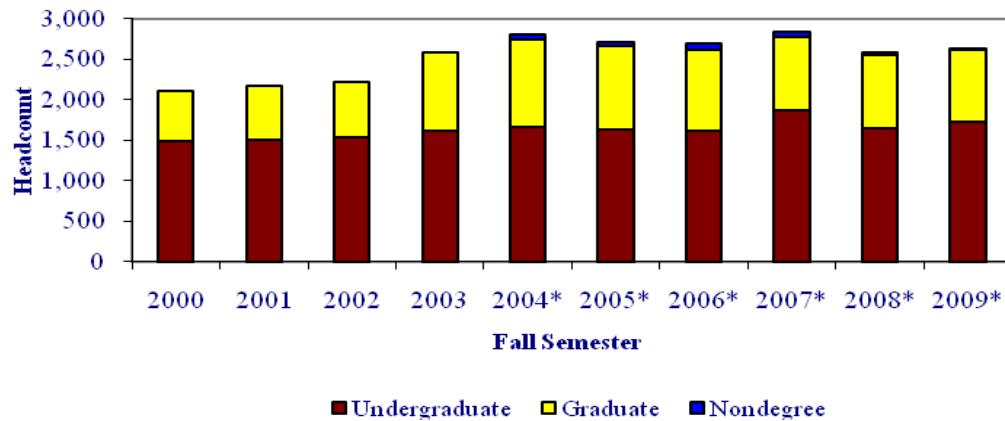
College of Education

----- Students -----

<i>Duplicated Headcount Enrollment</i>		
	<i>Headcount</i>	<i>Percent</i>
Undergraduate	1,734	66%
Graduate	892	33%
Nondegree	<u>10</u>	<u>1%</u>
<b>TOTAL</b>	<b>2,636</b>	<b>100%</b>

<i>Gender</i>	<i>Undergraduate</i>		<i>Graduate</i>		<i>Nondegree</i>	
Men	436	25%	208	23%	3	30%
Women	1,298	75%	684	77%	7	70%
<i>Race/Ethnicity</i>						
Am. Indian or Alaskan Native	47	3%	29	3%	0	0%
Asian or Pacific Islander	12	1%	11	1%	0	0%
Black, non-Hispanic	50	3%	27	3%	0	0%
Hispanic	914	53%	348	39%	3	30%
White/Other	711	40%	477	54%	7	70%
<i>Class</i>						
Freshman 362	Sophomore 363	Junior 337	Senior 672	Graduate 892	Nondegree 10	

Headcount Enrollment Trends



\* Nondegree students included in affiliated college.

New Mexico State University

College of Education

----- Full-time & Part-time Regular Faculty -----

<i>Gender:</i>	Men	Women	Total
	29	52	81

<i>Rank:</i>	Professor	Associate	Assistant	Instructor
	13	26	36	6

<i>Race/Ethnicity:</i>	Am. Indian/ Alaskan Native	Asian/Pacific Islander	Black, non- Hispanic	Hispanic	White/Other
	2	0	2	16	59

New Mexico State University

**College of Engineering**

Engineering education was an early part of the course offerings of the New Mexico College of Agriculture and Mechanic Arts, now known as New Mexico State University. Leadership for the College of Engineering is provided by the dean, associate and assistant deans, and director of the Engineering Research Center. Today, there are seven academic departments in the college. Research administered by the Engineering Research Center is a vital part of the college's activities. All of the programs in the College of Engineering are accredited by the Accreditation Board for Engineering and Technology (ABET), the nationally recognized engineering accreditation agency.

*Academic Departments*

Chemical Engineering	Industrial Engineering
Civil Engineering	Klipsch School of Electrical & Computer Engineering
Engineering Physics	Mechanical Engineering
Engineering Technology & Surveying Engineering	

*Other Major Units*

Engineering Research Center  
Waste-Management Education & Research Consortium

New Mexico State University

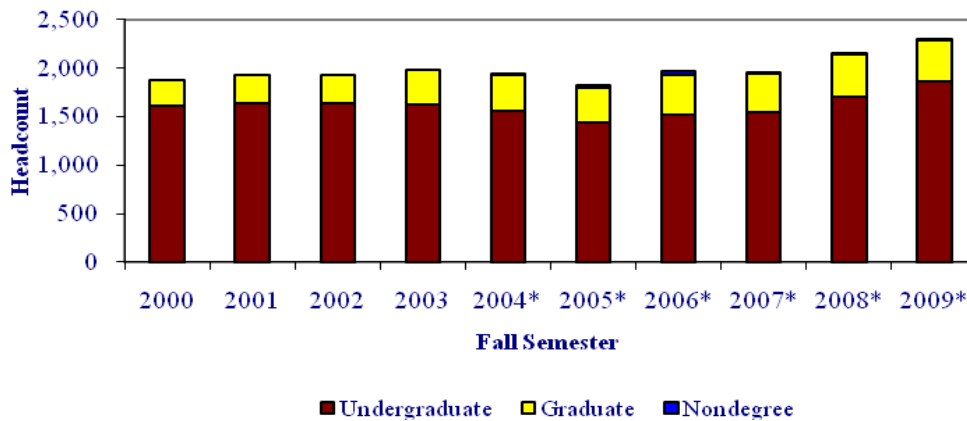
College of Engineering

----- Students -----

<i>Duplicated Headcount Enrollment</i>		
	<i>Headcount</i>	<i>Percent</i>
Undergraduate	1,867	81%
Graduate	417	18%
Nondegree	<u>10</u>	<u>1%</u>
<b>TOTAL</b>	<b>2,294</b>	<b>100%</b>

<i>Gender</i>	<i>Undergraduate</i>		<i>Graduate</i>		<i>Nondegree</i>	
Men	1,533	82%	317	76%	8	80%
Women	334	18%	100	24%	2	20%
<i>Race/Ethnicity</i>						
Am. Indian or Alaskan Native	81	4%	4	1%	0	0%
Asian or Pacific Islander	23	1%	5	1%	0	0%
Black, non-Hispanic	23	1%	9	2%	1	10%
Hispanic	829	44%	69	17%	0	0%
White/Other	911	50%	330	79%	9	90%
<i>Class</i>						
Freshman 495	Sophomore 395	Junior 355	Senior 622	Graduate 417	Nondegree 10	

Headcount Enrollment Trends



\* Nondegree students included in affiliated college.

New Mexico State University

**College of Engineering**

*----- Full-time & Part-time Regular Faculty -----*

<b><i>Gender:</i></b>	<b>Men</b>	<b>Women</b>	<b>Total</b>
	66	11	77

<b><i>Rank:</i></b>	<b>Professor</b>	<b>Associate</b>	<b>Assistant</b>	<b>Instructor</b>
	25	33	19	0

<b><i>Race/Ethnicity:</i></b>	<b>Am. Indian/ Alaskan Native</b>	<b>Asian/Pacific Islander</b>	<b>Black, non- Hispanic</b>	<b>Hispanic</b>	<b>White/Other</b>
	0	11	1	8	57

### **College of Extended Learning**

New Mexico State University is making higher education more accessible to people who may not be able to pursue their education through traditional means because of distance, time constraints, or family and work responsibilities.

The College of Extended Learning provides comprehensive distance learning opportunities to meet diverse educational and professional needs anytime, anywhere. As New Mexico's land-grant institution, NMSU has a university-wide mission to expand the capacity of extension, outreach, and distance education to communities across the state.

The distance education degree programs are designed to serve students who may not be able to pursue an education through traditional means. The College of Extended Learning offers Bachelor degree completion programs, Masters and Doctorate programs, and a number of Certificate and Licensure options.

New Mexico State University

College of Extended Learning

----- Students -----

<i>Duplicated Headcount Enrollment</i>		
	<i>Headcount</i>	<i>Percent</i>
Undergraduate	249	99%
Nondegree	<u>1</u>	<u>1%</u>
<b>TOTAL</b>	250	100%

<i>Gender</i>	<i>Undergraduate</i>		<i>Nondegree</i>	
Men	105	42%	1	100%
Women	144	58%	0	0%
<i>Race/Ethnicity</i>				
Am. Indian or Alaskan Native	3	1%	0	0%
Asian or Pacific Islander	4	2%	0	0%
Black, non-Hispanic	20	8%	0	0%
Hispanic	109	44%	1	100%
White/Other	113	45%	0	0%
<i>Class</i>				
Freshman 0	Sophomore 12	Junior 53	Senior 184	Nondegree 1

**College of Health & Social Services**

The College of Health and Social Services, established in 1979, is administered by the dean and associate dean. The college brings together fields of study that apply directly to the quality of life in a rapidly changing society. In addition to three academic departments, the college has a research center, which provides assistance to the faculty in the conduct of scientific research and professional training. A part of the college's School of Social Work is the Family Preservation Institute, an educational research and training center that engages in activities related to family preservation in multi-cultural settings. The college's Health Science Department is affiliated with the Southern Area Health Education Center (SoAHEC), Border Health Education Training Center (BHETC), Border Health Office (BHO), and the Border Epidemiology and Environmental Health Center (BEC).

*Academic Departments*

Health Science

Nursing

School of Social Work

*Other Major Units*

College of Health & Social Services Research Center

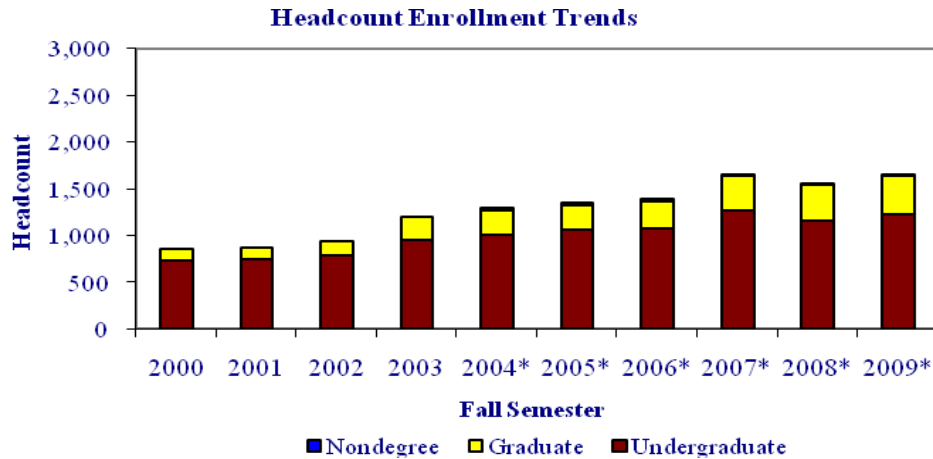


College of Health & Social Services

----- Students -----

<i>Duplicated Headcount Enrollment</i>		
	<i>Headcount</i>	<i>Percent</i>
Undergraduate	1,227	74%
Graduate	415	25%
Nondegree	<u>6</u>	<u>1%</u>
<b>TOTAL</b>	<b>1,648</b>	<b>100%</b>

<i>Gender</i>	<i>Undergraduate</i>		<i>Graduate</i>		<i>Nondegree</i>	
Men	175	14%	75	18%	1	17%
Women	1,052	86%	340	82%	5	83%
<i>Race/Ethnicity</i>						
Am. Indian or Alaskan Native	56	5%	23	5%	0	0%
Asian or Pacific Islander	18	1%	12	3%	0	0%
Black, non-Hispanic	53	4%	19	5%	0	0%
Hispanic	567	46%	142	34%	3	50%
White/Other	533	44%	219	53%	3	50%
<i>Class</i>						
Freshman 245	Sophomore 193	Junior 217	Senior 572	Graduate 415	Nondegree 6	



\* Nondegree students included in affiliated college.

New Mexico State University

College of Health & Social Services

----- *Full-time & Part-time Regular Faculty* -----

<i>Gender:</i>	Men	Women	Total
	14	43	57

<i>Rank:</i>	Professor	Associate	Assistant	Instructor
	10	19	17	11

<i>Race/Ethnicity:</i>	Am. Indian/ Alaskan Native	Asian/Pacific Islander	Black, non- Hispanic	Hispanic	White/Other
	1	2	0	11	43

### **Honors College**

New Mexico's only honors college was established in the Fall of 2004. The Honors College provides motivated undergraduate students with opportunities to enrich their academic programs. Small classes taught by master teachers engage Honors students in lively discussions and collaborative investigations of interdisciplinary topics. The Honors College does not offer a degree, but supplements the degrees offered by the university's six academic colleges by awarding various levels of honors distinction – core honors, university honors and distinction in university honors – to students who complete the prescribed honors track.

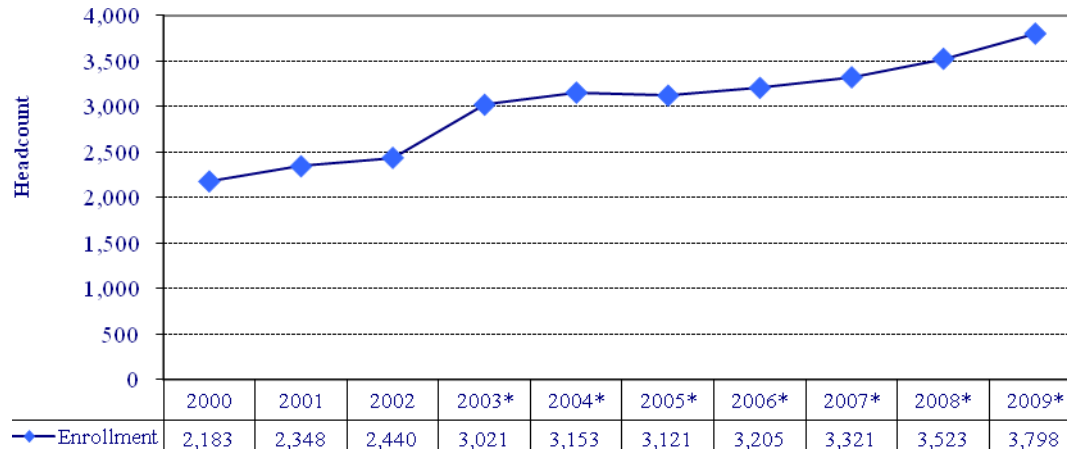
## **Graduate School**

Although the first master's degree was awarded in 1897, the Graduate School was not formally established until 1956. The Graduate School offers 20 doctoral programs; 2 study areas for the education specialist degree; and 50 master's degree programs. The dean and associate dean provide the leadership for the Graduate School. Graduate faculty involvement in generation of academic policy and operating procedure is achieved primarily through the Graduate Council.

### *Graduate Degrees*

Master of Accountancy	Master of Science in Chemical Engineering
Master of Agriculture	Master of Science in Civil Engineering
Master of Applied Geography	Master of Science in Electrical Engineering
Master of Arts	Master of Science in Environmental Engineering
Masters of Arts in Teaching	Master of Science in Industrial Engineering
Master of Business Administration	Master of Science in Mechanical Engineering
Master of Criminal Justice	Master of Science in Nursing
Master of Fine Arts	Master of Social Work
Master of Fine Arts in Creative Writing	Specialist in Education
Master of Music	Doctor of Education
Master of Public Administration	Doctor of Philosophy
Master of Public Health	
Master of Science	

**Graduate Headcount Enrollment Trends  
Las Cruces Campus – Fall Semesters 2000-2009**



\* Includes Distance Education

Source: IRP Historical Information, IRPOA data warehouse, PODS.

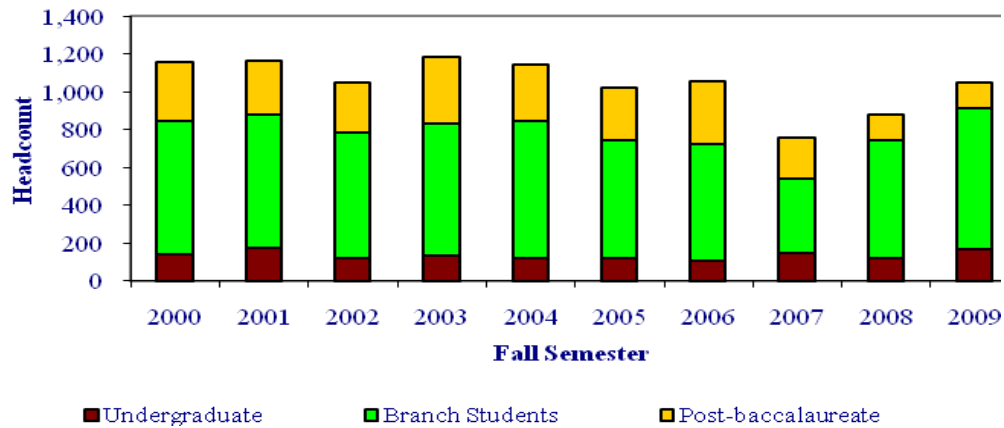
**Nondegree Enrollment – Las Cruces Campus  
(Includes Distance Education)**

	<i>Headcount</i>	<i>Percent</i>
Undergraduates	162	15%
Branch Students	752	72%
Post-baccalaureates	<u>136</u>	<u>13%</u>
<b>Total</b>	<b>1,050</b>	<b>100%</b>

<i>Gender</i>	<i>Undergraduate</i>	<i>Branch Students</i>	<i>Post-baccalaureate</i>
Men	57	316	57
Women	105	436	79

<i>Ethnicity</i>	<i>Undergraduate</i>		<i>Branch Students</i>		<i>Post-baccalaureate</i>	
American Indian/Alaskan Native	2	1%	29	4%	3	2%
Asian/Pacific Islander	5	3%	10	1%	8	6%
Black, non-Hispanic	6	4%	44	6%	3	2%
Hispanic	35	22%	363	49%	33	24%
White/Other	66	40%	258	34%	81	60%
Nonresident	48	30%	48	6%	8	6%

**Headcount Enrollment Trends**



**Library**

NMSU Library is the primary provider of print and electronic information which supports learning, teaching, research and service at New Mexico State University. NMSU Library acts as a partner in the education process by providing access to information through its collections, information services, facilities, and staff.

<b>As of July 1, 2009-June 30, 2010</b>	<b>TOTAL</b>
Library Budget	\$4,104,954
Library Materials Budget	\$2,110,217
Faculty & Library Staff	71
Students FTE	40

Source: Library

## COLLEGE DEANS & DEPARTMENT HEADS

### *College of Agricultural, Consumer & Environmental Sciences*

Dean – Lowell Catlett  
Associate Dean/Associate Director of Coop. Ext. Service –  
John Boren, Interim  
Associate Dean/Associate Director of Ag. Exp. Station –  
Leroy Daugherty  
Associate Dean/Associate Director – James Libbin, Interim  
Agricultural Economics & Agricultural Business –  
Terry Crawford, Interim  
Agricultural & Extension Education – Cynda Clary  
Animal & Range Sciences – Tim Ross (Interim)  
Entomology, Plant Pathology & Weed Science –  
David Thompson  
Family & Consumer Sciences – Jon Boren/James Libbin,  
Interim  
Fishery & Wildlife Sciences – Raul Valdez  
Hotel, Restaurant, & Tourism Management –  
Janet Green  
Plant and Environmental Science – John Mexal, Interim

### *College of Arts & Sciences*

Dean – Greg Fant, Interim  
Associate Dean – Peter Gregware  
Associate Dean – Walter Zakahi  
Associate Dean of Research/Director of Research  
Center – Robert Czerniak  
Aerospace Studies – Lt. Col. Stephen Groll  
Anthropology – Miriam Chaiken  
Art – Spencer Fidler  
Astronomy – James Murphy  
Biology – Marvin Bernstein  
Chemistry & Biochemistry – Glenn Kuehn  
Communication Studies – Anne Hubbell  
Computer Science – Enrico Pontelli  
Creative Media – Walter Zakahi, Interim  
Criminal Justice – James Maupin  
English – Monica Torres  
Geography – Chris Brown  
Geological Sciences – Nancy McMillan  
Government – Nancy Baker  
History – Jeffrey Brown  
Journalism & Mass Communications – Colin Gromatzky  
Languages & Linguistics – Richard Rundell  
Mathematical Sciences – Patrick Morandi  
Military Science – Major Andy Taylor  
Music – Ken Van Winkle  
Philosophy – Tim Cleveland  
Physics – William Gibbs, Interim  
Psychology – Jim McDonald  
Sociology & Women's Studies Program – Lisa Bond-Maupin  
Theatre Arts – Tom Smith

### *College of Business*

Dean – Garrey Carruthers  
Associate Dean – Kevin Boberg  
Associate Dean – Kathleen Brook  
Accounting & Business Computer Systems –  
Larry Tunnell  
Economics/International Business – Anthony Popp  
Finance – Lizbeth Ellis  
Management – Bonnie Daily  
Marketing & General Business – Elise Sautter

### *College of Education*

Dean – Michael Morehead, Interim  
Associate Dean – Robert Rhodes, Interim  
Associate Dean for Research – Karin Wiberg  
Counseling & Educational Psychology – Jonathan Schwartz  
Curriculum & Instruction – James O'Donnell  
Educational Management & Development – Gary Ivory  
Human Performance, Dance & Recreation – Robert Wood  
Special Education/Communication Disorders – Eric Lopez,  
Interim

### *College of Engineering*

Dean – Kenneth White, Interim  
Associate Dean – Krist Petersen  
Director for IEE – Abbas Ghassemi  
Chemical Engineering – Martha Mitchell  
Civil Engineering – Adrian Hanson, Interim  
Electrical & Computer Engineering – Paul Furth  
Engineering Technology & Surveying – Sonya Cooper  
Industrial Engineering – Edward Pines  
Mechanical Engineering – Thomas Burton

### *Extended Learning*

Dean – Carmen Gonzales  
Associate Dean – Roberta Derlin

### *College of Health & Social Services*

Dean – Tilahun Adera  
Health Science – Stephen Arnold, Interim  
Nursing – Jacalyn Ryberg  
Social Work – Shelly Bucher

### *Graduate School*

Dean – Linda Lacey  
Associate Dean – Luis Vazquez

### *Library*

Dean – Elizabeth Titus  
Associate Dean – David Baldwin



## New Mexico State University

### Accrediting Agencies by College

#### ***College of Agricultural, Consumer and Environmental Sciences***

Commission on Accreditation for Dietetics Education  
National Council for the Accreditation of Teachers of Education  
Society for Range Management

#### ***College of Arts and Sciences***

Accrediting Council on Education for Journalism and Mass Communications  
American Chemical Society  
Human Factors and Ergonomics Society  
National Association of Schools of Music  
National Association of Schools of Public Affairs and Administration

#### ***College of Business***

AACSB – The Association to Advance Collegiate Schools of Business

#### ***College of Education***

American Psychological Association  
American Speech and Hearing Association  
Association for Education and Rehabilitation of the Blind and Visually Impaired  
Commission on Accreditation of Athletic Training Education  
Council for Accreditation of Counseling & Related Educational Programs  
National Association of School Psychologists  
National Association for Sport and Physical Education\*  
National Council for the Accreditation of Teacher Education  
New Mexico Public Education Department  
University Council for Educational Administration

#### ***College of Engineering***

Engineering Accreditation Commission of ABET, Inc.  
Technology Accreditation Commission of ABET, Inc.

#### ***College of Health and Social Services***

Collegiate Commission of Nursing Education  
Council on Education for Public Health  
Council on Social Work Education  
Society for Public Health Education/American Association of Health Education Baccalaureate  
Program Approval Committee\*

\* Approval Agency

## New Mexico State University

### Majors & Degrees Offered

#### College of Agricultural, Consumer & Environmental Sciences

Agricultural Biology	B.S. in Agriculture, M.S.
Agricultural Economics & Agricultural Business	B.S. in Agriculture, Master of Agriculture, M.S.
Agricultural & Extension Education	B.S. in Agriculture, M.A.
Agronomy	B.S. in Agriculture, M.S., Ph.D.
Animal Science	B.S. in Agriculture, M.S., Ph.D.
Clothing, Textiles & Fashion Merchandising	B.S. in Family & Consumer Sciences
Conservation Ecology	B.S. in Conservation Ecology
Environmental Science	B.S. in Environmental Sciences
Family & Child Science	B.S. in Family & Consumer Sciences
Family & Consumer Sciences	M.S.
Family & Consumer Sciences Education	B.S. in Family & Consumer Sciences
General Agriculture	B.S. in Agriculture
Genetics	B.S. in Genetics
Horticulture	B.S. in Agriculture, M.S.
Hotel, Restaurant & Tourism Management	B.S. in Hotel, Restaurant & Tourism Management
Human Nutrition & Food Science	B.S. in Family & Consumer Sciences
Natural Resource Economics & Policy	B.S. in Agriculture
Range Science	M.S., Ph.D.
Rangeland Resources	B.S. in Agriculture
Soil Science	B.S. in Agriculture
Wildlife Science	B.S. in Agriculture, M.S.

#### College of Arts and Sciences

Anthropology	B.A., M.A.
Art	B.A., M.A.
Astronomy	M.S., Ph.D.
Biochemistry	B.S.
Biology	B.A., B.S., M.S., Ph.D.
Chemistry	B.A., B.S., M.S., Ph.D.
City & Regional Planning	B.S.
Communication Studies	B.A., M.A.
Computer Science	B.A., B.S., M.S., Ph.D.
Conservation Ecology	Bachelor of Conservation Ecology
Creative Media	Bachelor of Creative Media
Creative Writing	M.F.A. in Creative Writing
Criminal Justice	Bachelor of Criminal Justice, Master of Criminal Justice
Economics	B.A.
English	B.A., M.A.
Foreign Languages	B.A.
Geography	B.S., Master of Applied Geography
Geology	B.S., M.S.
Genetics	Bachelor of Genetics
Government	B.A., M.A.
History	B.A., M.A.

**New Mexico State University  
Majors & Degrees Offered (continued)**

**College of Arts and Sciences, continued**

Journalism & Mass Communications	B.A.
Mathematics	B.S., M.S., Ph.D.
Microbiology	B.S.
Music	B.M., M.M.
Music Education	B.M.E.
Philosophy	B.A.
Physics	B.A., B.S., M.S., Ph.D.
Psychology	B.A., M.A., Ph.D.
Public Administration	M.P.A.
Rhetoric & Professional Communications	Ph.D.
Sociology	B.A., M.A.
Spanish	M.A.
Studio Art	B.F.A., M.F.A.
Theatre Arts	B.A.
Women's Studies	B.A.

**College of Business**

Accounting	Bachelor of Accountancy, Master of Accountancy
Business Administration	M.B.A., Ph.D.
Economic Development	Doctor of Economic Development
Economics	B.A. in Economics, B.B.A., M.A.
Experimental Statistics	M.S.
Finance	B.B.A.
General Business	B.B.A.
Information Systems	B.B.A.
International Business	B.B.A.
Management	B.B.A.
Marketing	B.B.A.
Pre-Business Administration	Associate in Pre-Business

**College of Education**

Athletic Training Education	B.S. in Athletic Training Education
Communication Disorders	B.S. in Education, M.A.
Counseling & Guidance	M.A.
Counseling Psychology	Ph.D.
Curriculum & Instruction	Ed. Sp., Ed.D., Ph.D.
Dance	B.A. in Dance
Early Childhood Education	B.S. in Education
Education	M.A.
Educational Administration	M.A., Ed.D., Ed. Sp., Ph.D.
Elementary Education	B.S. in Education
Kinesiology	B.S. in Kinesiology
Master of Arts in Teaching	M.A.T.
Reading	Ed. Sp.
School Psychology	Ed. Sp.
Secondary Education	B.S. in Education
Special Education	B.S. in Education, Ed. D., Ph.D.

## New Mexico State University

### Majors & Degrees Offered (continued)

#### College of Engineering

Aerospace Engineering	B.S.
Chemical Engineering	B.S., M.S. in Chemical Engineering
Civil Engineering	B.S., M.S. in Civil Engineering
Electrical Engineering	B.S., M.S. in Electrical Engineering
Engineering, General	Ph.D. (Specializations in Chemical, Civil, Electrical, Industrial and Mechanical Engineering)
Engineering Physics	B.S.
Engineering Technology	B.S.
Environmental Engineering	M.S. in Environmental Engineering
Industrial Engineering	B.S., M.S. in Industrial Engineering
Information & Communication Technology	Bachelor of Information & Communication Technology
Mechanical Engineering	B.S., M.S. in Mechanical Engineering
Surveying Engineering	B.S.

#### College of Extended Learning

Applied Studies	Bachelor of Applied Studies
Individualized Studies	B.I.S.

#### College of Health & Social Services

Community Health	Bachelor of Community Health, Master of Public Health
Nursing	B.S. in Nursing, M.S. in Nursing, Ph.D.
Social Work	Bachelor of Social Work, Master of Social Work

#### Graduate School

Agricultural Economics & Economics (Interdisciplinary)	M.S.
Interdisciplinary Doctorate	Ph.D.
Molecular Biology (Interdisciplinary)	M.S., Ph.D.

New Mexico State University

**Trends in Degrees Awarded  
Las Cruces Campus – Academic Years 1998-1999 – 2008-2009**

<i>Year</i>	<i>Associate</i>	<i>Bachelor's</i>	<i>Master's</i>	<i>Education Specialist</i>	<i>Graduate Certificate Program</i>	<i>Doctorate</i>	<i>Total</i>
1998-1999	82	1,719	609	3		82	2,413
1999-2000	84	1,830	592	4		76	2,502
2000-2001	55	1,827	551	3		79	2,460
2001-2002	69	1,897	595	2		77	2,571
2002-2003	60	1,927	565	4		75	2,571
2003-2004	57	2,012	750	3		78	2,843
2004-2005	26	2,122	799	6		96	3,023
2005-2006	52	2,187	835	4		79	3,105
2006-2007	22	2,188	773	6		92	3,059
2007-2008	21	2,250	851	14	18	72	3,226
2008-2009	30	2,304	836	7	7	71	3,255

Source: IPEDS, IRP Degree Reports.

**Trends in Degrees Awarded by Race/Ethnicity  
Las Cruces Campus – Academic Years 1998-1999, 2003-2004, 2008-2009**

<i>Ethnicity</i>	<i>-- 1998-1999 --</i>					<i>-- 2003-2004 --</i>					<i>-- 2008-2009 --</i>						
	<i>A</i>	<i>B</i>	<i>M</i>	<i>Ed.S.</i>	<i>D</i>	<i>A</i>	<i>B</i>	<i>M</i>	<i>Ed.S.</i>	<i>D</i>	<i>A</i>	<i>B</i>	<i>M</i>	<i>Ed.S.</i>	<i>GCP*</i>	<i>D</i>	
<i>American Indian or Alaskan Native</i>	0	61	4	0	1	0	48	13	0	0	4	59	15	0	0	1	
<i>Asian or Pacific Islander</i>	0	26	7	0	0	0	32	10	0	1	0	33	5	0	0	0	
<i>Black, non-Hispanic</i>	0	32	14	0	0	0	55	20	0	0	1	47	13	0	1	1	
<i>Hispanic</i>	0	588	132	0	4	0	902	202	0	14	12	948	227	4	2	10	
<i>White/Other</i>	0	1,012	452	3	77	0	975	505	3	63	13	1,217	576	3	4	59	
<i>Total</i>	0	1,719	609	3	82	0	2,012	750	3	78	30	2,304	836	7	7	71	

Source: IRP Historical Information & IPEDS Reports, IRP Degree Reports.

## New Mexico State University

### Number of Baccalaureate Degrees Awarded by Major Academic Year 2008-2009

Accounting	64	Foreign Languages	82
Aerospace Engineering	2	General Business	77
Agriculture & Community Development	2	Geography	21
Agricultural & Extension Education	6	Geology	4
Agricultural Biology	4	Government	29
Agricultural Economics/Agricultural Business	42	History	38
Agronomy	4	Horticulture	7
Animal Science	40	Hotel, Restaurant & Tourism Management	73
Animation & Visual Effects	1	Human & Community Services	19
Anthropology	21	Human Nutrition & Food Science	24
Applied Studies	27	Industrial Engineering	7
Athletic Training Education	4	Interdisciplinary Program	74
Biochemistry	14	International Business	10
Biology	63	Journalism & Mass Communications	55
Business Computer Systems	30	Management	77
Chemical Engineering	14	Marketing	80
Chemistry	14	Mathematics	12
Cinematography & Film	6	Mechanical Engineering	51
City & Regional Planning	1	Microbiology	12
Civil Engineering	23	Music	5
Clothing, Textiles & Fashion Merchandising	18	Music Education	22
Communication Disorders	18	Nursing	129
Communication Studies	26	Philosophy	11
Community Health	34	Physical Education	18
Computer Science	22	Physics	8
Criminal Justice	149	Psychology	70
Dance	1	Range Science	12
Early Childhood Education	20	Secondary Education	29
Economics	17	Social Work	59
Electrical Engineering	42	Sociology	31
Elementary Education	155	Soil Science	2
Engineering Physics	2	Special Education	7
Engineering Technology	45	Studio Art	30
English	32	Surveying Engineering	12
Environmental & Occupational Health	1	Theater Arts	15
Environmental Science	3	Turfgrass Management	4
Family & Child Sciences	38	Wildlife Science	11
Family & Consumer Sciences Education	9	Women's Studies	5
Finance	58	<b>Total Baccalaureates</b>	<b>2,304</b>

## New Mexico State University

### Number of Advanced Degrees Awarded by Major Academic Year 2008-2009

#### Master's Degrees

Accounting	23	Experimental Statistics	4
Agricultural & Extension Education	12	Family & Consumer Sciences	10
Agricultural Biology	4	Fine Arts	7
Agricultural Economics	8	General Agriculture	7
Agronomy	4	Geography	5
Animal Science	7	Geology	11
Anthropology	14	Government	4
Astronomy	2	History	9
Biology	8	Horticulture	1
Business Administration	50	Industrial Engineering	52
Chemical Engineering	8	Mathematics	7
Chemistry	4	Mechanical Engineering	12
Civil Engineering	20	Music	5
Communication Studies	11	Nursing	33
Computer Science	24	Physics	6
Counseling & Guidance	11	Psychology	7
Creative Writing	12	Public Administration	4
Criminal Justice	29	Public Health	22
Economics	17	Range Science	3
Education/Teaching of Ind. w/Speech Impairment	19	Social Work	80
Education	159	Sociology	4
Educational Administration	27	Spanish	4
Electrical Engineering	41	Studio Art	1
English	16	Wildlife Science	5
Environmental Engineering	3	<b>Total Master's</b>	<b>836</b>

#### Specialist's in Education Degree

Curriculum & Instruction	1	School Psychology	6
		<b>Total Specialist's in Education</b>	<b>7</b>

#### Doctorate's Degree

Agronomy	1	Engineering	9
Animal Science	1	Mathematics	4
Astronomy	2	Molecular Biology	2
Biology	5	Nursing Science	1
Business Administration	7	Physics	1
Chemistry	6	Psychology	2
Computer Science	1	Range Science	1
Counseling Psychology	5	Rhetoric & Professional Communications	1
Curriculum & Instruction	13	Speech Education Teaching, General	1
Educational Administration	8	<b>Total Doctorate's</b>	<b>71</b>

#### Graduate Certificate Program

Systems Engineering	7	<b>Total Graduate Certificate Program</b>	<b>7</b>
---------------------	---	---	----------

New Mexico State University

Number of Degrees Awarded by Gender  
Academic Years 2000-2001 -- 2008-2009

Year	Associate			Bachelor's			Master's		
	Men	Women	Total	Men	Women	Total	Men	Women	Total
2000-2001	19	36	55	852	975	1,827	259	292	551
2001-2002	33	36	69	818	1,079	1,897	258	337	595
2002-2003	22	38	60	842	1,085	1,927	262	303	565
2003-2004	21	36	57	854	1,158	2,012	305	445	750
2004-2005	8	18	26	882	1,240	2,122	332	467	799
2005-2006	15	38	52	899	1,288	2,187	319	516	835
2006-2007	8	14	22	929	1,259	2,188	304	469	773
2007-2008	9	12	21	863	1,387	2,250	350	501	851
2008-2009	16	14	30	953	1,351	2,304	355	481	836

Year	Education Specialist			Graduate Certificate Program			Doctorate		
	Men	Women	Total	Men	Women	Total	Men	Women	Total
1999-2000	1	3	4				48	28	76
2000-2001	0	3	3				50	29	79
2001-2002	1	1	2				45	32	77
2002-2003	1	3	4				47	28	75
2003-2004	0	3	3				47	31	78
2004-2005	1	5	6				51	45	96
2005-2006	2	2	4				49	30	79
2006-2007	2	4	6				57	35	92
2007-2008	2	12	14	8	10	18	38	34	72
2008-2009	0	7	7	5	2	7	45	26	71

Source: IRP Historical Information & IPEDS Reports, IRP Degree Reports.



New Mexico State University

Employee Headcount\*  
Las Cruces Campus – Fall 2009

Classification	Headcount
Faculty	1,219
Staff	3,323
Graduate Assistants	1,090
Student	2,520
<b>Total</b>	<b>8,152</b>

\* Includes regular, temporary and occasional employees.

Source: Cognos IPEDS 200940\_IPEDS\_FZ

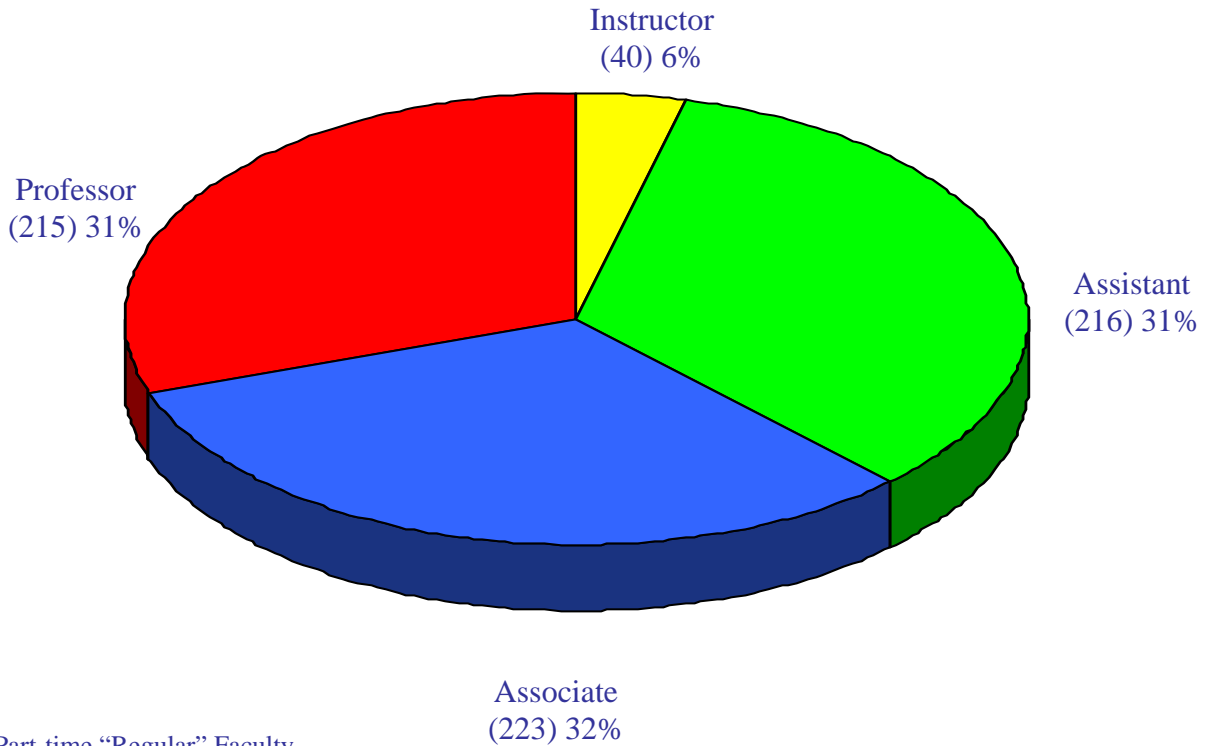
New Mexico State University

Regular Faculty Distribution by Academic Rank  
Las Cruces Campus – Fall 2009

College	Professor	Associate	Assistant	Instructor	Total
Agricultural, Consumer & Environmental Sciences	43	28	24	3	98
Arts & Sciences	95	86	104	20	305
Business	29	31	16	0	76
Education	13	26	36	6	81
Engineering	25	33	19	0	77
Health & Social Services	10	19	17	11	57
<b>Total</b>	<b>215</b>	<b>223</b>	<b>216</b>	<b>40</b>	<b>694</b>

Source: COGNOS

Regular Faculty Distribution by Academic Rank  
Las Cruces Campus – Fall 2009

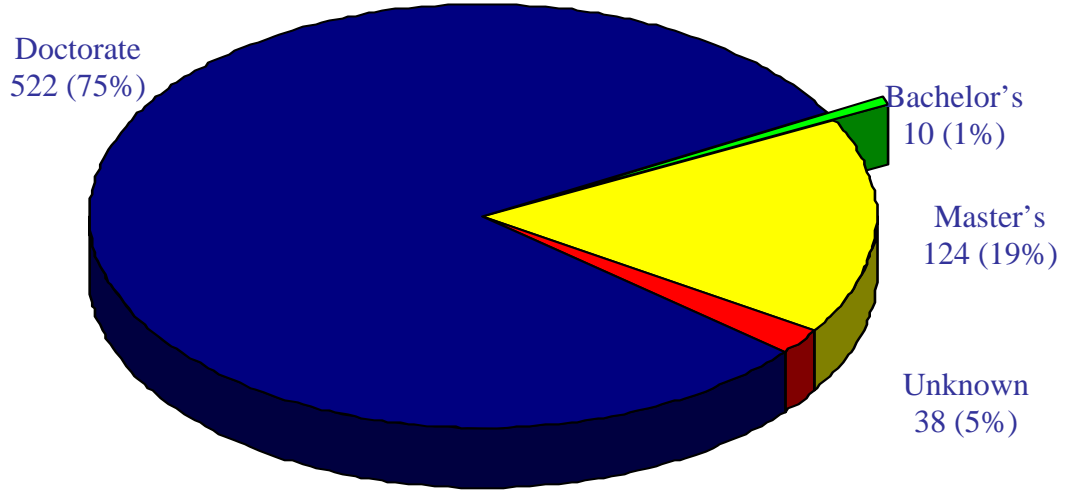


Full-time & Part-time “Regular” Faculty.  
N = 694  
Source: FZHR\_employee data

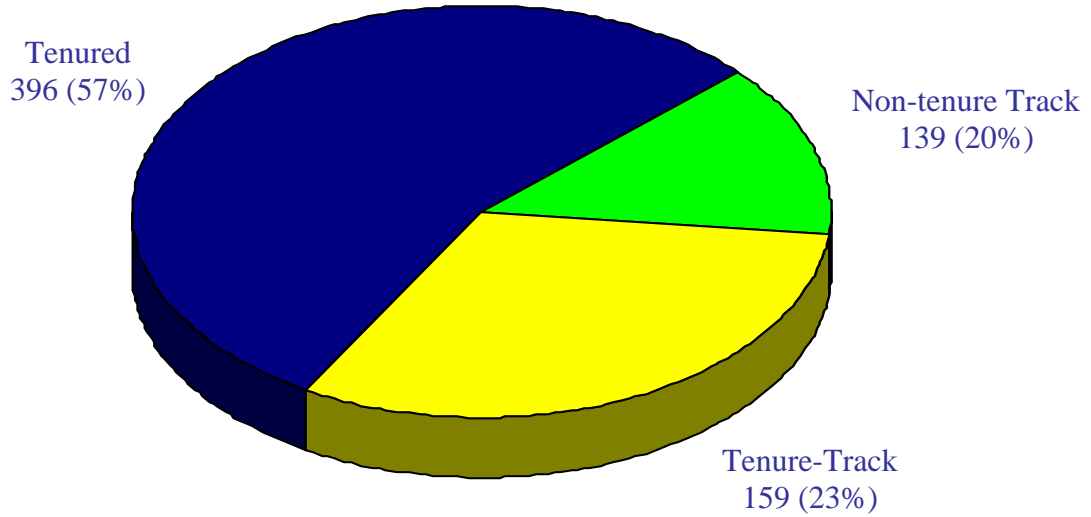
New Mexico State University

Regular Faculty Distribution by Level of Degree and Tenure Status  
Las Cruces Campus – Fall 2009

**Earned Degrees**



**Tenure Status**

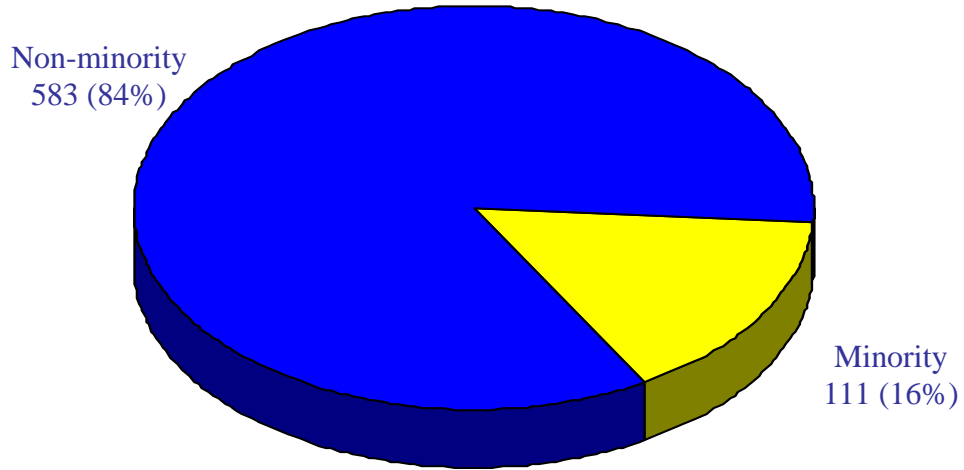


Full-time & Part time "Regular" Faculty.  
N = 694  
Source: IPEDS\_200940\_FZ

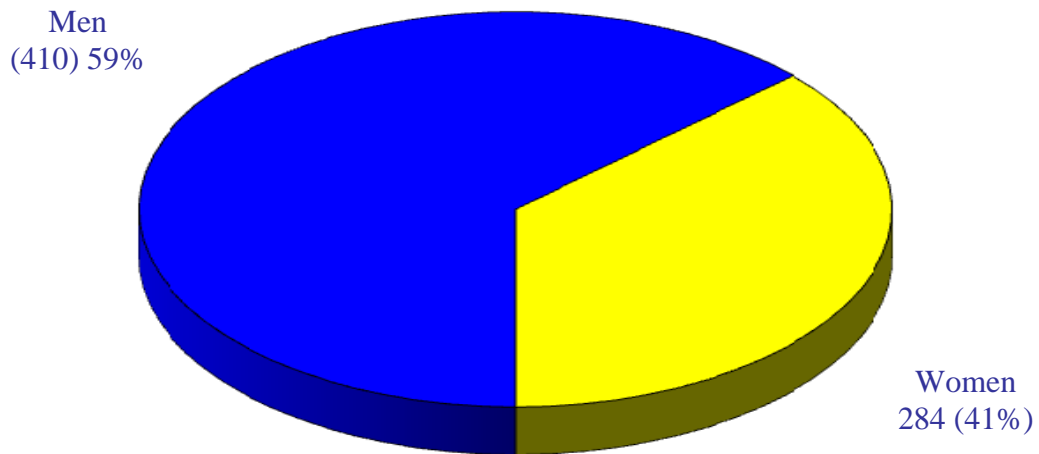
New Mexico State University

Regular Faculty Distribution by Race/Ethnicity and Sex  
Las Cruces Campus – Fall 2009

**Distribution by Race/Ethnicity**



**Distribution by Sex**



Full-time & Part-time "Regular" Faculty.  
N = 694  
Source: IPEDS\_200940\_FZ

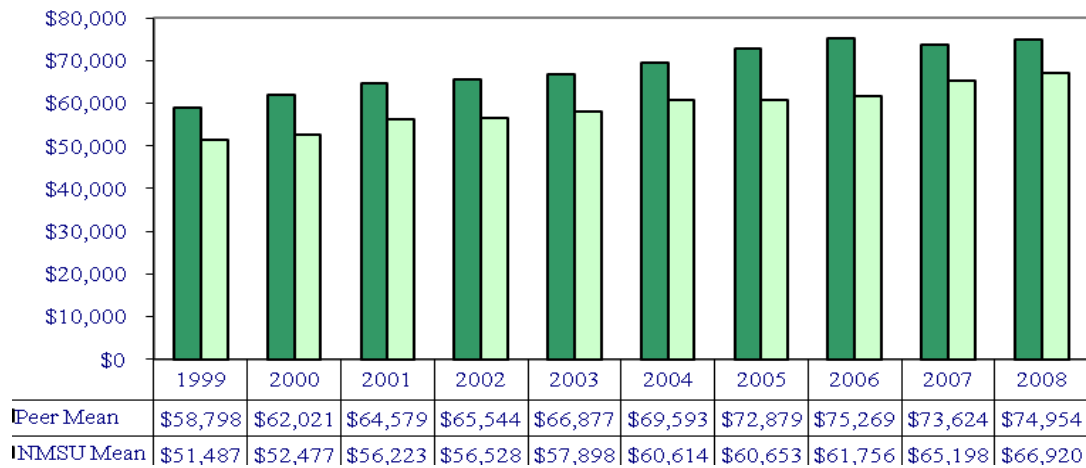
**New Mexico State University**  
**Historical Comparison of Faculty Salaries with NMSU's Peer Group**

<i>Professors</i>					<i>Associates</i>			
Year	NMSU Mean Salary	Peer Mean Salary	NMSU Diff Salary	NMSU as % of PG Mean	NMSU Mean Salary	Peer Mean Salary	NMSU Diff Salary	NMSU as % of PG Mean
1999	\$62,100	\$73,781	(\$11,681)	84.2%	\$49,700	\$55,250	(\$ 5,550)	89.9%
2000	\$63,500	\$77,613	(\$14,113)	81.8%	\$50,500	\$58,213	(\$ 7,713)	86.8%
2001	\$66,600	\$81,294	(\$14,694)	81.9%	\$54,600	\$60,663	(\$ 6,063)	90.0%
2002	\$67,100	\$83,219	(\$16,119)	80.6%	\$55,800	\$61,956	(\$ 6,156)	90.0%
2003	\$68,800	\$85,328	(\$16,438)	80.7%	\$57,300	\$63,269	(\$ 5,969)	90.6%
2004	\$72,000	\$88,013	(\$16,013)	81.8%	\$59,800	\$65,263	(\$ 5,463)	91.6%
2005	\$70,700	\$91,706	(\$21,006)	77.1%	\$61,000	\$67,981	(\$6,981)	89.7%
2006	\$72,000	\$95,944	(\$23,744)	75.2%	\$61,800	\$70,650	(\$8,850)	87.5%
2007*	\$76,200	\$95,780	(\$19,580)	79.6%	\$66,300	\$71,747	(\$5,447)	92.4%
2008*	\$78,300	\$100,886	(\$22,586)	77.6%	\$66,500	\$75,079	(\$8,579)	88.6%
<i>Assistants</i>					<i>All</i>			
Year	NMSU Mean Salary	Peer Mean Salary	NMSU Diff Salary	NMSU as % of PG Mean	NMSU Mean Salary	Peer Mean Salary	NMSU Diff Salary	NMSU as % of PG Mean
1999	\$42,500	\$47,325	(\$ 4,825)	89.8%	\$51,487	\$58,798	(\$ 7,310)	87.6%
2000	\$43,700	\$50,756	(\$ 7,056)	86.1%	\$52,477	\$62,021	(\$ 9,544)	84.6%
2001	\$47,600	\$52,094	(\$ 4,494)	91.4%	\$56,223	\$64,579	(\$ 8,356)	87.1%
2002	\$48,200	\$53,769	(\$ 5,569)	89.6%	\$56,528	\$65,544	(\$ 9,017)	86.2%
2003	\$49,500	\$54,981	(\$ 5,481)	90.0%	\$57,898	\$66,877	(\$ 8,979)	86.6%
2004	\$51,300	\$57,181	(\$ 5,881)	89.7%	\$60,614	\$69,593	(\$ 8,979)	87.1%
2005	\$50,800	\$59,550	(\$8,750)	85.3%	\$60,653	\$72,879	(\$12,226)	83.2%
2006	\$52,800	\$62,031	(\$9,231)	85.1%	\$61,756	\$75,269	(\$13,513)	82.0%
2007*	\$56,000	\$62,973	(\$6,973)	88.9%	\$65,198	\$73,624	(\$8,426)	88.6%
2008*	\$55,300	\$64,079	(\$8,779)	86.3%	\$66,920	\$74,954	(\$8,034)	89.3%

Source: IRP & AAUP – Full-time Instructional Faculty Salary Survey.

\* New Peers used for comparison.

**Historical Comparison of Faculty Salaries with NMSU's Peer Group (1999-2008\*)**



	1999	2000	2001	2002	2003	2004	2005	2006	2007*	2008*
NMSU Diff from Peer Mean	(\$7,172)	(\$9,544)	(\$8,356)	(\$9,017)	(\$8,979)	(\$8,979)	(\$12,226)	(\$13,513)	(\$8,426)	(\$8,034)
NMSU as % of Peer Mean	87.6%	84.6%	87.1%	86.2%	86.6%	87.1%	83.2%	82.0%	88.6%	89.3%

Source: IRP & AAUP Annual Survey of Faculty Compensation.

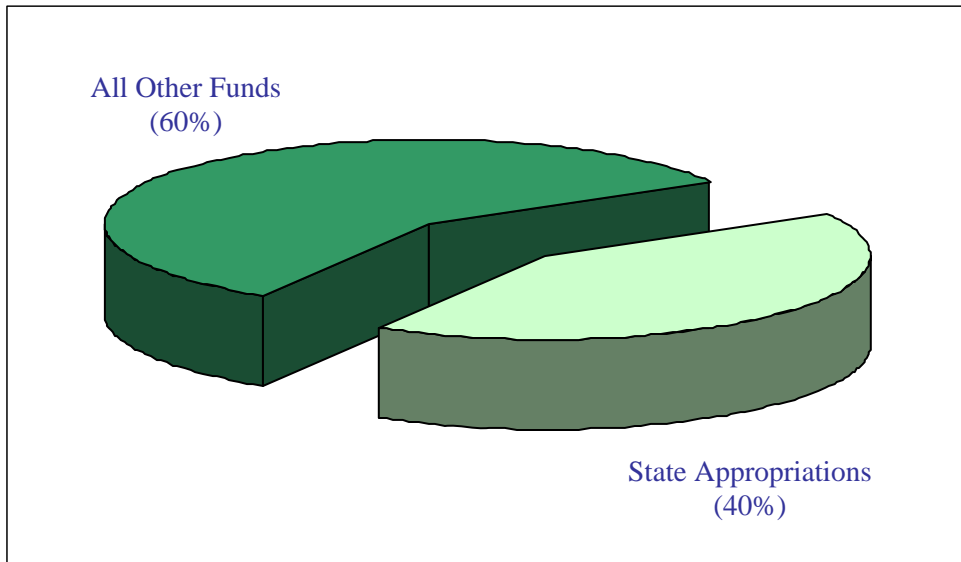
\* New Peers used for comparison.

# New Mexico State University

## Budget & Finance

As a public institution, New Mexico State University is funded, in part, through an appropriation by the New Mexico legislature and the governor. The state budget approval process authorizes general fund appropriations as well as overall expenditure levels. General fund appropriations for Instruction and General (I & G) are largely the result of a workload-based funding formula and are made as one lump-sum appropriation to each campus. In addition, line-item appropriations provide partial support for a number of research and public service activities of the university. The state also appropriates funds to New Mexico State University on a project-by-project basis for capital improvements.

### Total Budgeted Current Funds Revenue Las Cruces & Community College Campuses – Fiscal Year 2009-2010

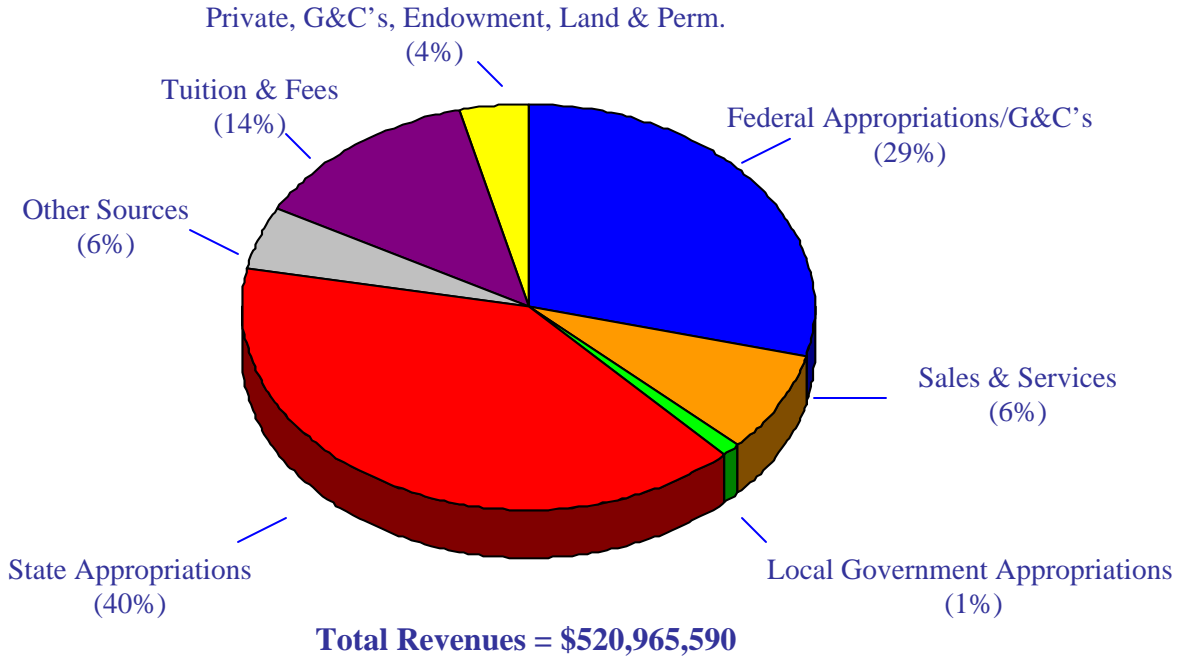


**Total Revenues = \$610.8M**

Source: NMSU Business Office.

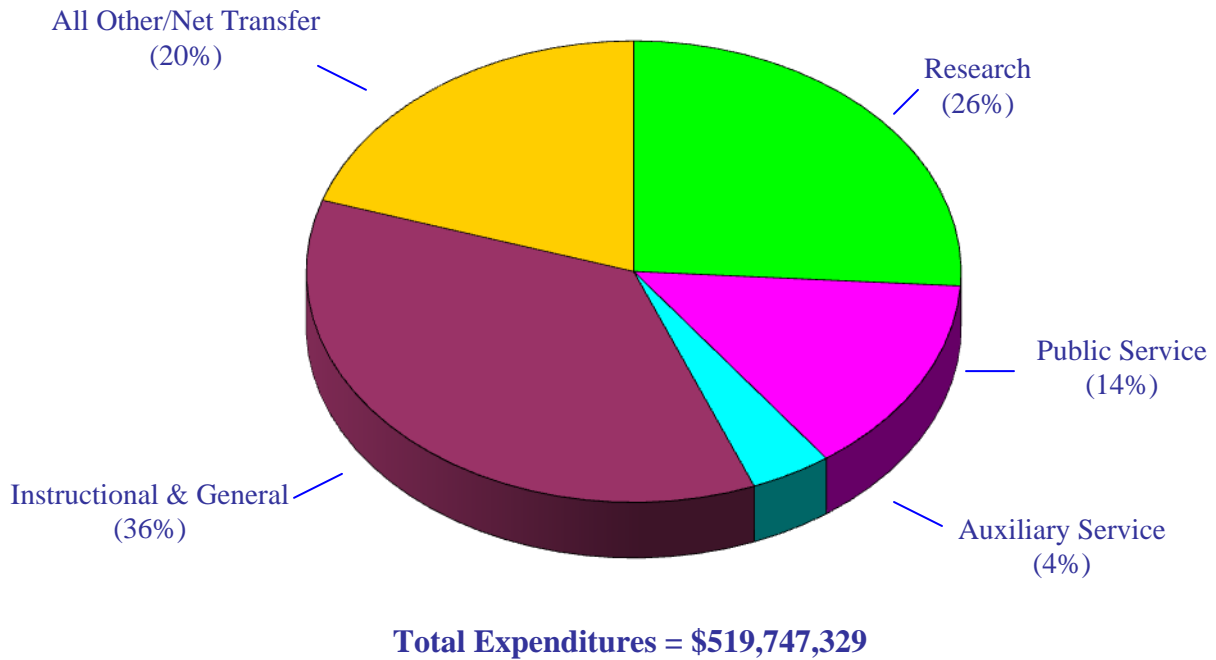
New Mexico State University

**Total Budgeted Current Funds Revenue  
Las Cruces Campus – Fiscal Year 2009-2010**



---

**Total Budgeted Current Fund Expenditures  
Las Cruces Campus – Fiscal Year 2009-2010**

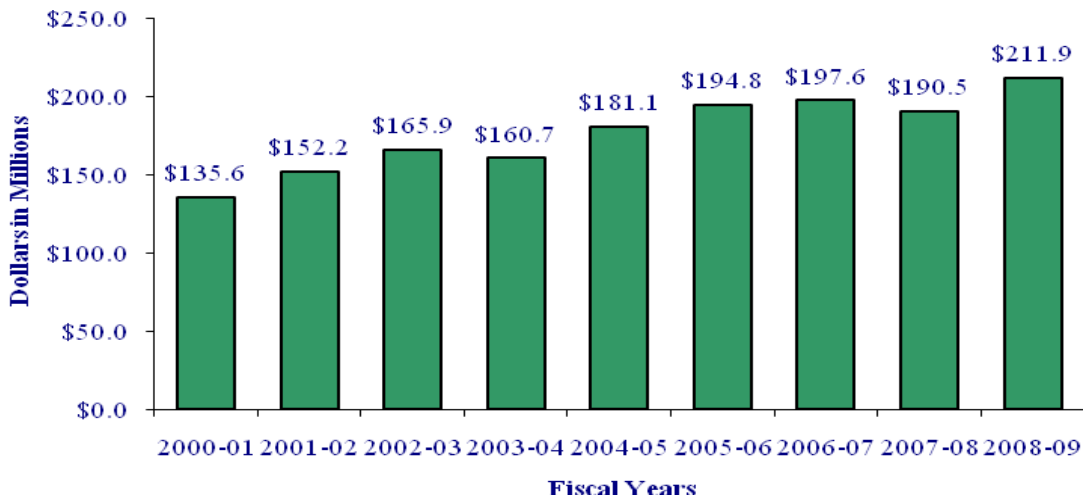


Source: NMSU Business Office.

New Mexico State University

Total Sponsored Program Expenditures

\$ in Millions



Source: NMSU Business Office.

Academic Year Student Tuition and Required Fees Trends  
Las Cruces Campus

Year	Undergraduate		Graduate	
	Resident	Non-Resident	Resident	Non-Resident
1999-2000	\$2,346	\$7,650	\$2,514	\$7,848
2000-2001	\$2,502	\$8,166	\$2,682	\$8,376
2001-2002	\$2,790	\$9,162	\$2,994	\$9,402
2002-2003	\$3,006	\$10,014	\$3,234	\$10,278
2003-2004	\$3,216	\$10,788	\$3,456	\$11,076
2004-2005	\$3,372	\$11,250	\$3,624	\$11,550
2005-2006	\$3,666	\$12,210	\$3,936	\$12,534
2006-2007	\$3,918	\$13,206	\$4,206	\$13,560
2007-2009	\$4,452	\$14,180	\$4,781	\$14,558
2008-2009	\$4,758	\$14,741	\$5,108	\$15,133
2009-2010	\$4,998	\$15,150	\$5,358	\$15,534

Source: NMSU Schedule of Costs.



## New Mexico State University

### Tuition & Fees for 2008-2009 Compared with Peer Institutions Undergraduate Rates for Academic Year

<i>Institution</i>	<i>Resident</i>	<i>Non-resident</i>
Washington State University – Pullman	\$7,565	\$18,601
Kansas State University – Manhattan	\$6,627	\$16,932
Iowa State University – Ames	\$6,360	\$17,350
Oklahoma State University – Stillwater	\$6,202	\$16,556
Oregon State University – Corvallis	\$6,187	\$18,823
The University of Texas – El Paso	\$5,925	\$14,567
Colorado State University – Fort Collins	\$5,874	\$21,590
Montana State University – Bozeman	\$5,798	\$16,997
Texas Tech University – Lubbock	\$5,594	\$12,338
University of Arizona – Tucson	\$5,542	\$18,676
University of New Mexico – Albuquerque	\$4,834	\$15,708
<b>New Mexico State University</b>	<b>\$4,758</b>	<b>\$14,741</b>
University of Nevada – Reno	\$4,653	\$15,748
University of Idaho – Moscow	\$4,632	\$14,712
Utah State University – Logan	\$4,445	\$12,951
University of Wyoming – Laramie	\$3,057	\$8,985
Peer Average without NMSU	\$5,553	\$16,036
NMSU as % of Peer Average	86%	92%

Source: IPEDS Peer Analysis System.

## New Mexico State University

### Research

Since its founding as New Mexico's land-grant college in 1888, New Mexico State University has encouraged and supported creative scholarly activity of its faculty and students. New Mexico State University is ranked 105<sup>th</sup> among colleges and universities in research and development in the nation, and is ranked 29<sup>th</sup> among institutions nationally without medical school in terms of R&D expenditures by NSF. Most early research followed mandates of the founding legislation of land-grant colleges by generating knowledge useful in agriculture and engineering. Over time, however, research has expanded from this focus on applied natural sciences to include all disciplines of the university. Today, creative scholarly activity leads to basic scientific discoveries as well as practical applications emanating from the natural and social sciences, arts, humanities, business, education and health sciences in addition to engineering and agriculture. This creative activity enriches academic program for students, provides training and employment opportunities, and attracts externally funded support to enhance university research, academic programs and facilities.

In 2005, to increase New Mexico State University's capacity to respond to critical, state and national needs requiring interdisciplinary approaches, the university identified five strategic Research Clusters:

Biosciences

Information Sciences and Security Systems

Natural Resources Sustainability and Renewal

Southwest Border Regions Health, Education, Culture and Development

21<sup>st</sup> Century Space and Aerospace

These clusters function under the guidance and supervision of the Vice President for Research. The Clusters include faculty and staff from many colleges who have organized themselves, by areas of interest and experience, into thematic subclusters. More information is available at <http://research.nmsu.edu/>.

---

## New Mexico State University

### Special Classifications/Rankings

#### Special Classification:

- **Carnegie –Research Universities – High Research Activity**
- **Listed as an Hispanic-Serving Institution by the U.S. Department of Education**

#### NSF Rankings for FY2007

• Total R&D expenditures at colleges and universities without a medical school	29
• Total R&D expenditures at universities and colleges	105
• Federally financed R&D expenditures at universities and colleges	97
• Total R&D expenditures at public universities and colleges	73
• Total R&D expenditures in engineering at universities and colleges	24
• Federally financed R&D expenditures in engineering at universities and colleges	10
• Total R&D expenditures in agricultural sciences at universities and colleges	34
• Federally financed R&D expenditures in the physical sciences at universities and colleges	55
• Total R&D expenditures in chemistry	57
• Total R&D expenditures in the life sciences	136

Source: Office of the Vice President for Research, Graduate Studies, and International Programs

New Mexico State University

Research Expenditures as a Percent of Total E & G Expenditures  
NMSU and Peer Universities

	FY 2008		Research as % of E & G
	Research Expenditures	E & G Expenditures	
University of Arizona	373,943,000	1,375,060,000	27.2%
Washington State University	185,534,118	813,258,069	22.8%
Oregon State University	171,631,912	633,875,121	27.1%
Colorado State University	167,907,810	729,765,997	23.0%
Iowa State University	158,231,457	857,287,056	18.5%
University of New Mexico	142,340,188	1,454,245,158	9.8%
Utah State University	118,290,596	431,297,512	27.4%
Kansas State University	113,129,964	544,655,339	20.8%
<b>New Mexico State University*</b>	<b>110,408,994</b>	<b>440,201,282</b>	<b>25.1%</b>
Montana State University	101,563,851	327,684,799	31.0%
Oklahoma State University	91,406,071	622,312,631	14.7%
University of Nevada at Reno	79,171,720	510,767,498	15.5%
University of Idaho	63,175,517	334,568,883	18.9%
University of Wyoming	46,535,449	371,266,918	12.5%
Texas Tech University	42,093,730	543,362,877	7.7%
University of Texas at El Paso	37,810,401	283,584,059	13.3%

Source: IPEDS Finance Survey FY 2008-2009.

\* See also Total Sponsored Research Expenditures on page 61.

## New Mexico State University

### Academic Centers and Research Institutes

**Agriculture Experiment Station** conducts basic and applied research supporting agriculture, natural resources management, environmental quality, and improved quality of life.

**Bureau for Business Research and Services** provides business and economic research services to the public and private sectors of the state, region, and country and management services to business organizations and associations, government agencies and the public.

**Chihuahuan Desert Rangeland Research Center (CDRCC)** conducts educational, demonstrative, and experimental development with livestock, grazing methods, and range forage including investigation of the sustainability and management of natural resources and environmental ecosystems. CDRCC is a major source of arid land research.

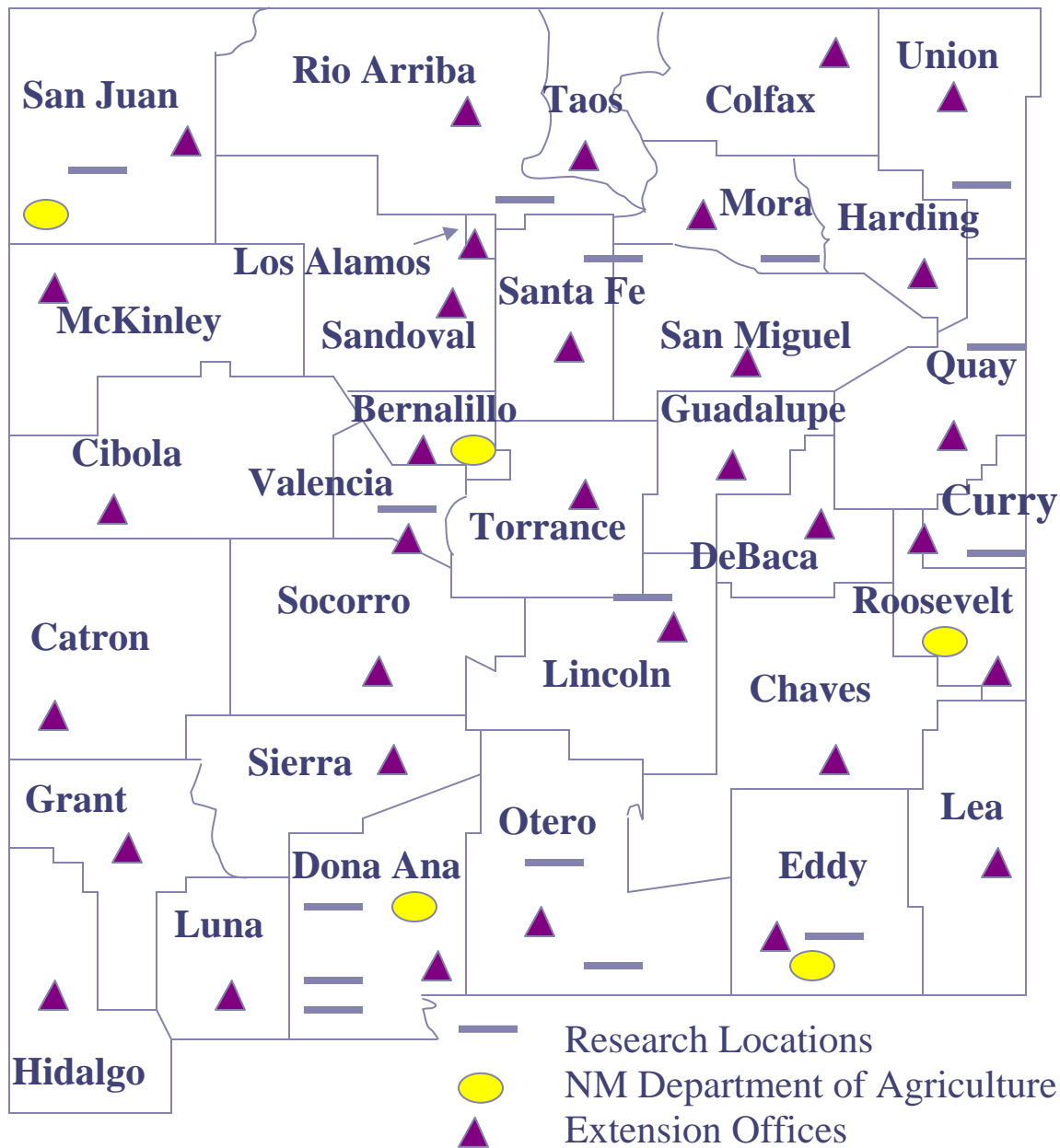
**Institute for Energy and Environment (IEE)** is a multidisciplinary, energy sector and water resource institute serving the Southwest and beyond. IEE develops innovative solutions through the synergy of an academic, governmental and private sector partnership. IEE's ultimate goal is to provide global leadership, expertise, and technology for public policy, technical and human resource development to meet growing energy and water needs.

**Manufacturing Technology and Engineering Center (M-TEC)** supports economic development in New Mexico by providing quality manufacturing education, technical assistance, and other extension services to industries in New Mexico.

**Physical Science Laboratory**, a nonprofit research and development arm of NMSU, provides a wide variety of research and development services to support defense and space activities around the world.

**Water Resources Research Institute's** overall mission is to develop and disseminate knowledge that will assist the state and nation in solving water problems.

Impact on  
State of  
New  
Mexico



## **New Mexico State University**

### **Office of International & Border Programs**

International Programs at New Mexico State University was established in 1972 as the Center for International Programs with the goal of coordinating NMSU's international programs, activities and services. In 2002, the Center was renamed as the Office of the Vice Provost for International and U.S.-Mexico Border Programs and lastly changed to Office of International & Border Programs (OIBP). The name change signified two very important concepts, one being the elevation of importance of international activities/programs and the internationalization of NMSU and the second focusing more specifically on the importance of the U.S.-Mexico border. OIBP's mission is to lead NMSU in the development, implementation and evaluation of policies, programs that incorporate an international dimension into the teaching, research, and service functions of the university. Some of the programs and services which OIBP offers are: foreign scholar (J-1) visa services; community outreach programs; international education programs and services; and coordination and development of U.S.-Mexico Border programs.

---

### **University Advancement**

The New Mexico State University Foundation is a separate 501-3-C non-profit entity administered by a volunteer board of directors. Its mission is to foster personal and corporate philanthropy, to continually excel in its fundraising performance, to be a prudent and productive steward of its endowments and honor its profound fiduciary responsibility to its donors – all within its commitment to serve and assist New Mexico State University in becoming one of the nation's best universities.

The Office of University Advancement, which includes Alumni Relations, Development and Advancement Services, carries out the Foundation's mission on a daily basis.

Aggie alumni are linked around the globe through the Internet at <http://alum.nmsu.edu>. There are chapters in the United States and Mexico. The international Board of Directors and the Executive Council set goals and policy for the Association. They encourage alumni to recruit students, promote active involvement on university boards and committee and foster mentoring/networking opportunities for alumni with current and prospective students.

Private philanthropy is the margin of excellence needed to continue the university's unique position as a doctoral research land grant institution. Gifts are solicited from alumni, individuals and friends of the university, foundations and corporations. Donors make gifts of cash, securities, real estate, tangible personal property, paid up life insurance, bequests, trusts, retirement plans and gifts in kind. Gifts are made to the NMSU Foundation. Details on making a gift can be found at <http://giving.nmsu.edu/>.

The current value of the pooled endowment fund is over \$100 million dollars with more than 900 separate endowed funds for scholarships, faculty enrichment and program support included in the pool. Each year over \$4 million is paid to the university in earnings from the endowment.

Advancement Services maintains the alumni and friends database records. They provide the accounting, receipting and reporting for all charitable gifts to the university and the Foundation. As the <http://giving.nmsu.edu/institutional> memory, this office serves not only all alumni but also the colleges and departments on campus.

# New Mexico State University

## Community Colleges

**Alamogordo Community College**

**Doña Ana Community College**

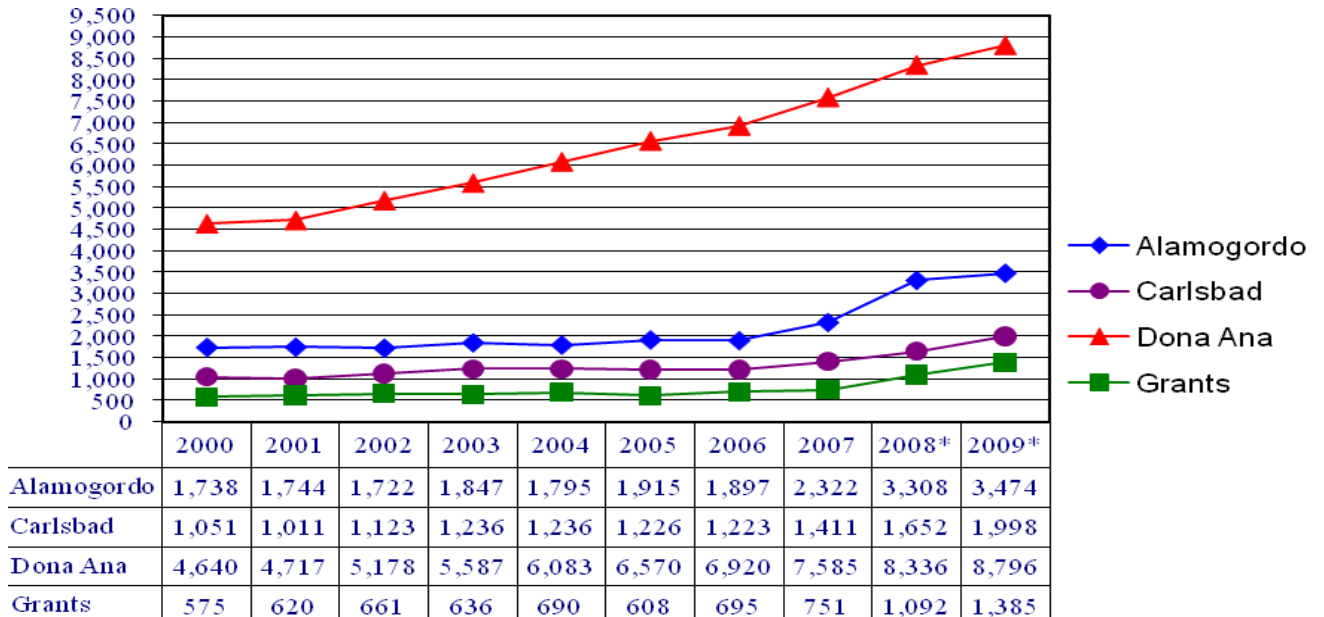
**Carlsbad Community College**

**Grants Community College**

The community colleges are designed to help local citizens achieve their personal educational goals and to meet the job training needs of local business, industry, and government. The community colleges offer

- freshman and sophomore academic courses with credits that transfer to four-year colleges and universities,
- vocational-technical certificates and associate degree programs that provide students with basic job skills to enter the work force,
- adult basic education and developmental education to help students acquire basic skills in reading, English, and mathematics,
- noncredit community service and continuing programs for students seeking professional or personal enrichment.

### Community College Headcount Enrollment Trends



\* Duplicated Headcount  
 Source: IRP Historical Information, Fall 2009 Census Report.



**New Mexico State University**

**INSTITUTIONAL RESEARCH, PLANNING & OUTCOMES ASSESSMENT**

P.O. Box 30001, MSC 3004  
Las Cruces, NM 88003-8001

Telephone: (575) 646-1720

FAX: (575) 646-6729

E-mail: [irpoa@nmsu.edu](mailto:irpoa@nmsu.edu)

WWW URL: [irpoa.nmsu.edu](http://irpoa.nmsu.edu)

**STAFF**

Director

Associate Director for Research

Senior Research Analyst

Research Analyst

Research Analyst

Programmer Analyst III

Records Specialist

Data Resources Coordinator

Carmen Santana-Melgoza

Candice Guzie

Vacant

Abby Rose Javurek-Humig

Tsz Yin Kan

Kanchana Vivekanandhan

Kaylynn Knopic

Valerie Stuart