

PUBLIC EDUCATION IN NEW MEXICO

Shining Light on the Facts

UNDERSTANDING THE CONTEXT

- The graduation rate in NM is below the U.S. average and it has been flat for two years
- Gaps persist in graduation rates between different ethnic/racial groups in NM
- Increasing graduation rates is good for students and the economy (ROI)
- State formula funding for schools is lower today than in 2008
- NM is in the lowest third of all states in per pupil expenditures
- Teacher salaries in NM continue to lag behind those in other states (lowest 20% of states)

THE BIG FIVE TO FOCUS ON FIRST

1. Parents and Students: Need to be supported, valued, and engaged in deeper ways

- *Expand NM models that have proven to be effective in engaging students and parents*
- *Adapt the educational structure of schools to meet the needs of all students & families*

2. The Curriculum: Needs to be more relevant and challenging for all students in the state

- *Incorporate and build upon the strengths of emerging bilingual students*
- *Emphasize the importance of respectful relationships and high expectations*
- *Foster innovation and creativity*
- *Ensure technology is accessible to all students and is used to innovate education*

3. Teachers and School Leaders: Need to be better prepared and supported to be effective with diverse learners

- *Embed mentoring and professional development into the preK-12 system*
- *Increase the professionalization of, and compensation for, teachers/school leaders*
- *Expand successful NM programs and models such as Enlace, MC², Math Snacks, etc.*

4. Assessments: Need to be fair and beneficial

- *Eliminate high stakes testing and use formative assessments/tests that improve teaching and learning*
- *Use multiple best practice indicators to assess student learning and school improvement*
- *Evaluate schools and teachers in a supportive and relevant manner*

5. Funding: Needs to be transparent and sufficient for all learners. As New Mexico Voices for Children recommends in their Policy Priority Agenda 2014, NM can increase revenue for the public schools by:

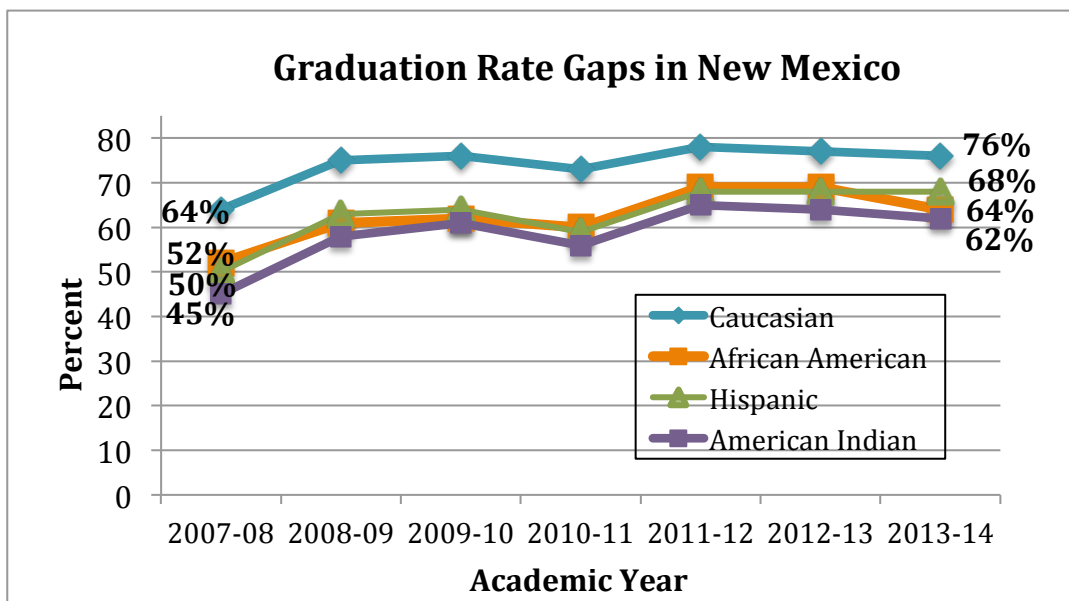
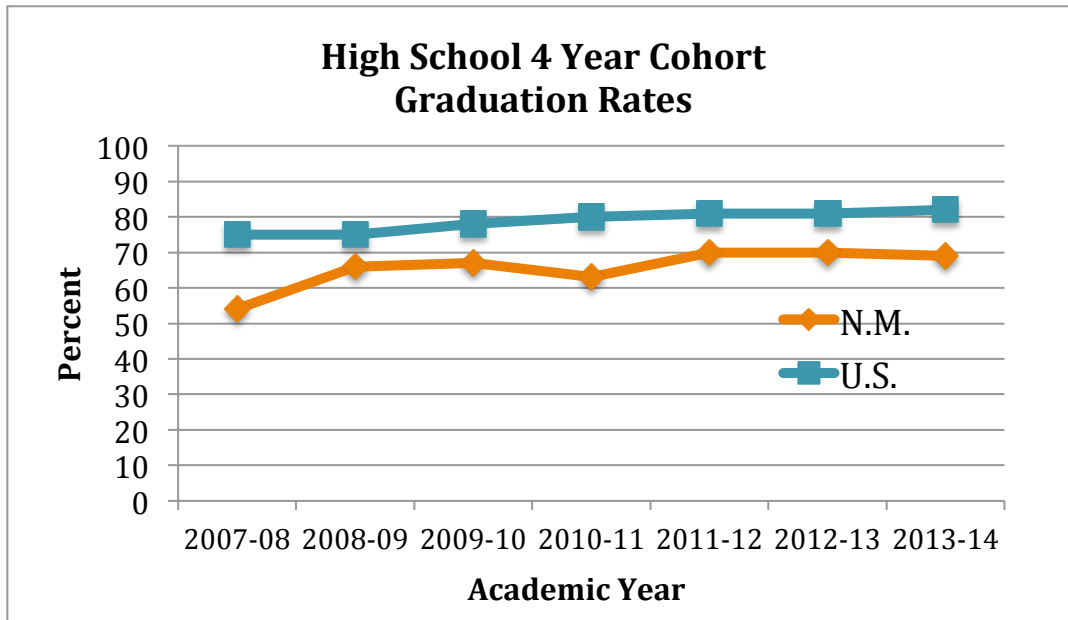
- *Closing tax loopholes and requiring that all corporations pay their fair share of taxes*
- *Supporting use of a small percent of the Land Grant Permanent Fund income as an adequate and sustainable funding source for early care and education programs*
- *Reversing the downward trend in percentage of the State budget dedicated to a) K-12 education (it is currently 44%) and b) "above the line" funding (district controlled)*

The Borderlands Center for Educational Studies (BoCES), College of Education
New Mexico State University, MSC 3AC Las Cruces, NM 88003 575-646-1358
Excellence Integrity Diversity Transparency Leadership Innovation

PUBLIC EDUCATION IN NEW MEXICO

Shining Light on the Facts

The Graduation Rate is Lower in New Mexico than in the U.S.; Ethnic/Racial Gaps Persist



Data sources: U.S. Department of Education, "Dropouts, Completers, and Graduation Rate Reports"; U.S. Department of Education, "Public High School 4-year Adjusted Cohort Graduation Rate by Selected Student Characteristics and State"; NM Public Education Department, "4 Year Graduation Rates"

The Borderlands Center for Educational Studies (BoCES), College of Education
New Mexico State University, MSC 3AC Las Cruces, NM 88003 575-646-1358
Excellence Integrity Diversity Transparency Leadership Innovation

PUBLIC EDUCATION IN NEW MEXICO

Shining Light on the Facts

The Economic Benefits of INCREASING THE HIGH SCHOOL GRADUATION RATE in New Mexico

2014 cohort: 25,170 students



69% graduated in 4 years
(17,367 students)



Imagine if 90% had graduated...
(22,653 students)

NM would have:

- ✓ 5,286 more graduates
- ✓ \$42,288,000 more in annual earnings
(*\$8,000 per student*)
- ✓ A large increase in annual federal, state,
and local tax revenue

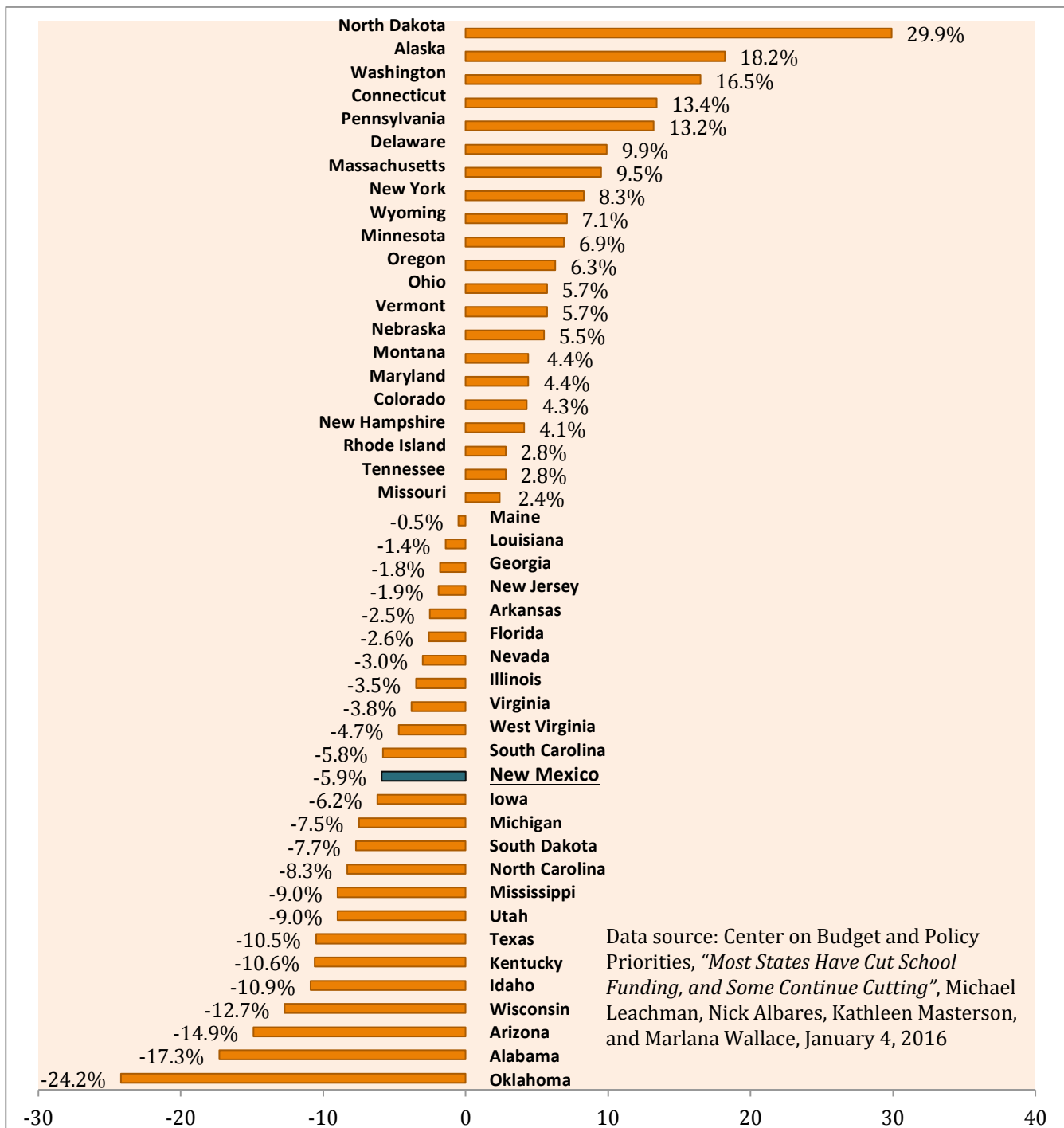
Sources: NM PED website; http://ped.state.nm.us/ped/Graduation_data.html; all4ed.org website;
<http://impact.all4ed.org/#nm/increased-federal-tax/all-students>

The Borderlands Center for Educational Studies (BoCES), College of Education
New Mexico State University, MSC 3AC, Las Cruces, NM 88003 575-646-1358
Excellence Integrity Diversity Transparency Leadership Innovation

PUBLIC EDUCATION IN NEW MEXICO

Shining Light on the Facts

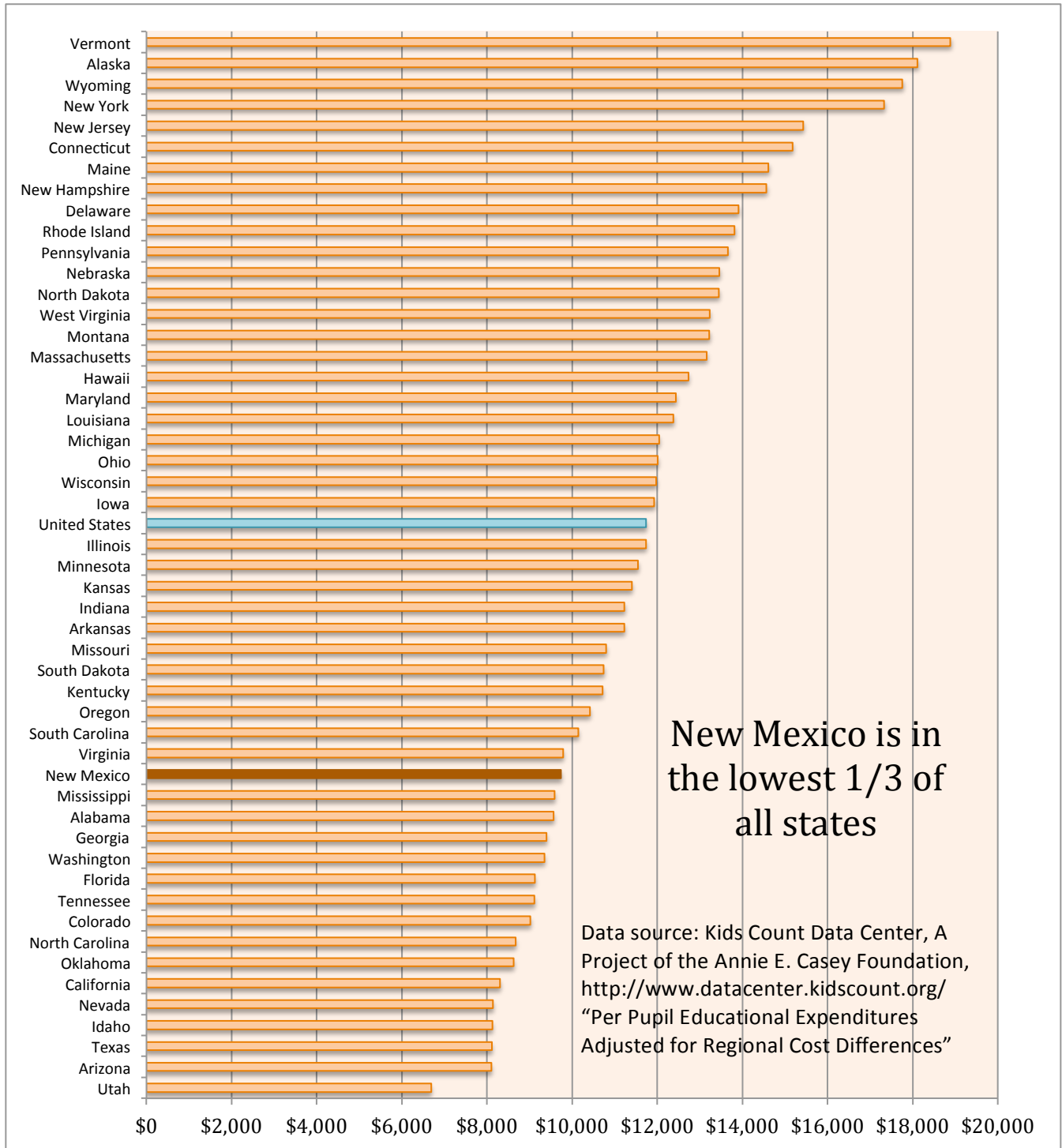
Percent Change in State Formula Funding per Student Inflation-adjusted, the Difference Between Fiscal Years 2008-2016



PUBLIC EDUCATION IN NEW MEXICO

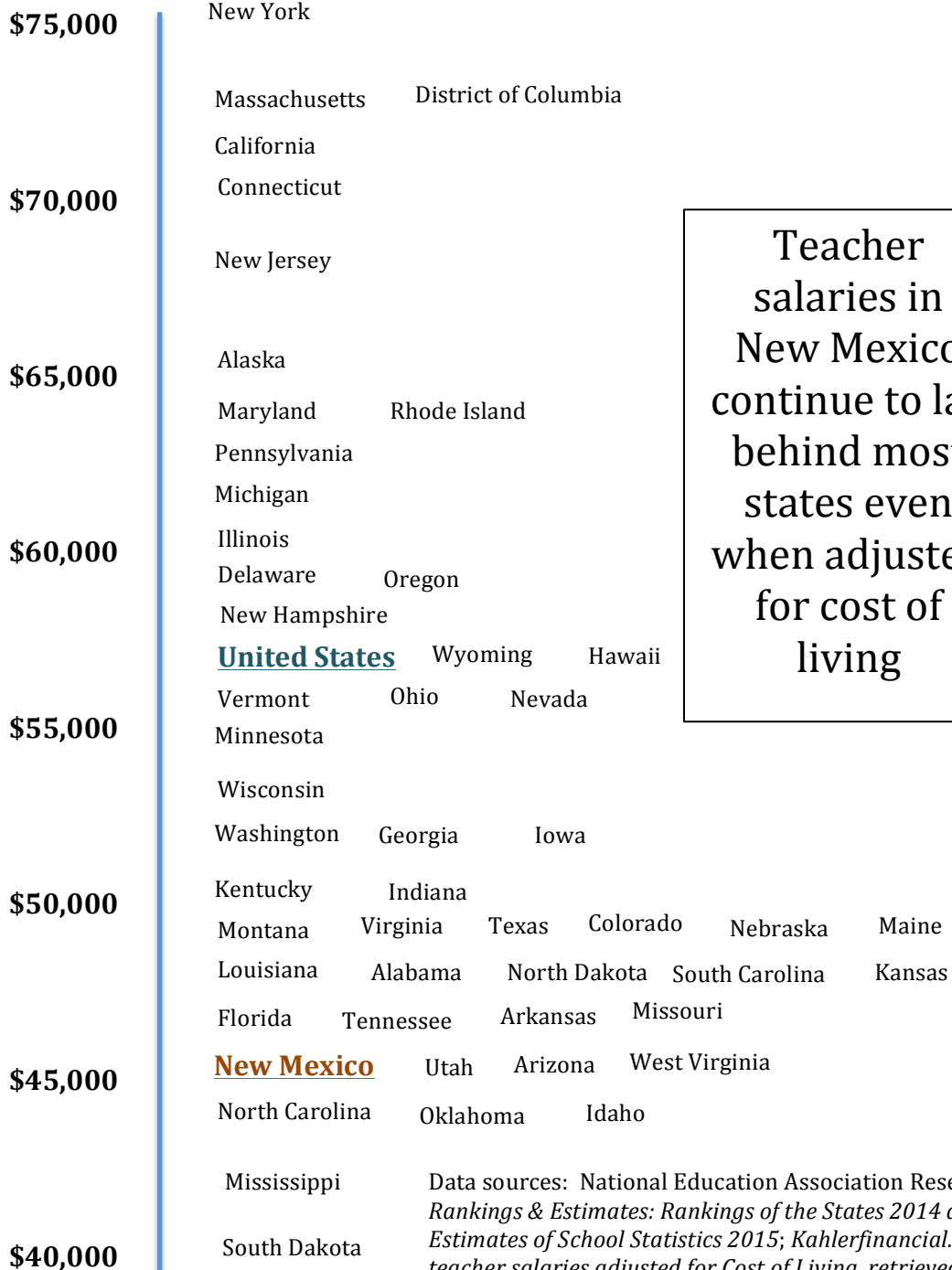
Shining Light on the Facts

Per Pupil Expenditures in 2012 Adjusted for Regional Cost Differences



PUBLIC EDUCATION IN NEW MEXICO

Shining Light on the Facts



Teacher salaries in New Mexico continue to lag behind most states even when adjusted for cost of living

Data sources: National Education Association Research; *Rankings & Estimates: Rankings of the States 2014 and Estimates of School Statistics 2015*; *Kahlerfinancial.com – teacher salaries adjusted for Cost of Living*, retrieved April 20, 2016 (NM rank = 48)

Average Salaries of Public School Teachers, 2013-14 (\$)