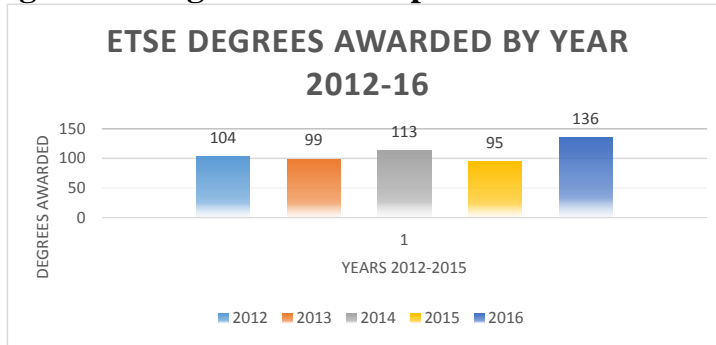


## ETSE Undergraduate Degrees Granted per Year

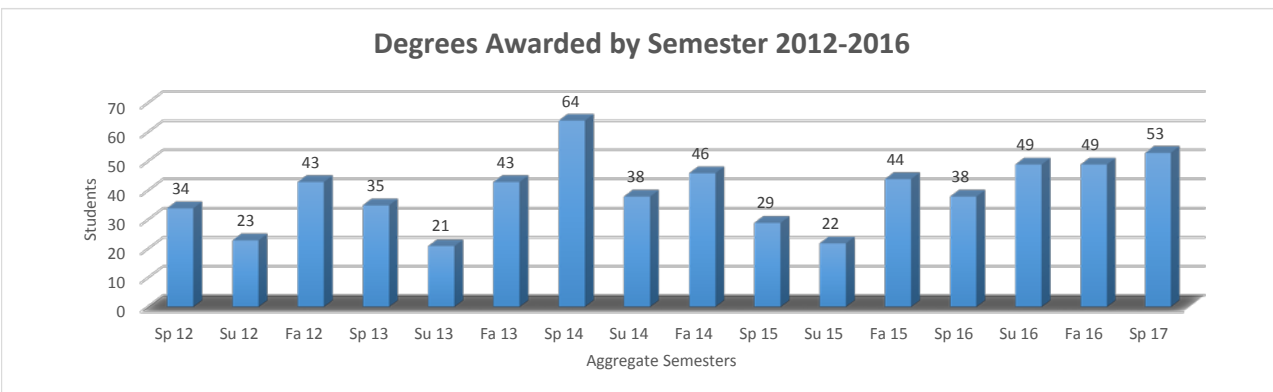
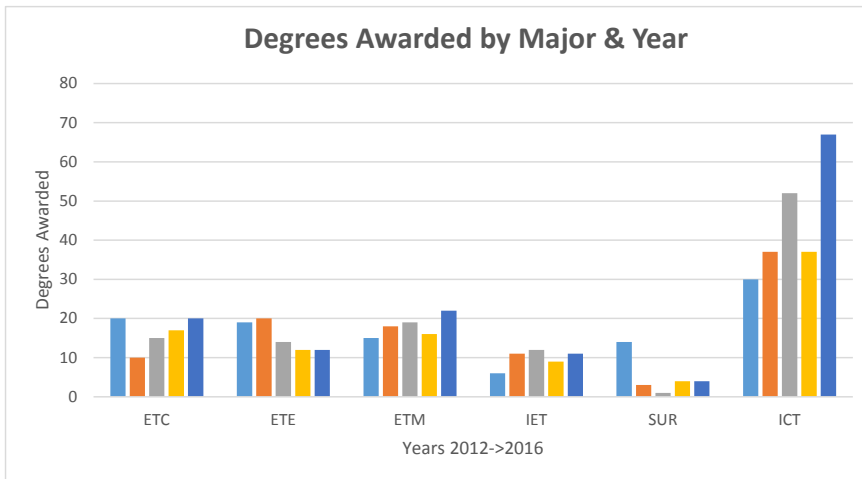
Major	2012	2013	2014	2015	2016
ETC	20	10	15	17	20
ETE	19	20	14	12	12
ETM	15	18	19	16	22
IET	6	11	12	9	11
SUR	14	3	1	4	4
ICT	30	37	52	37	67
<b>Totals</b>	<b>104</b>	<b>99</b>	<b>113</b>	<b>95</b>	<b>136</b>



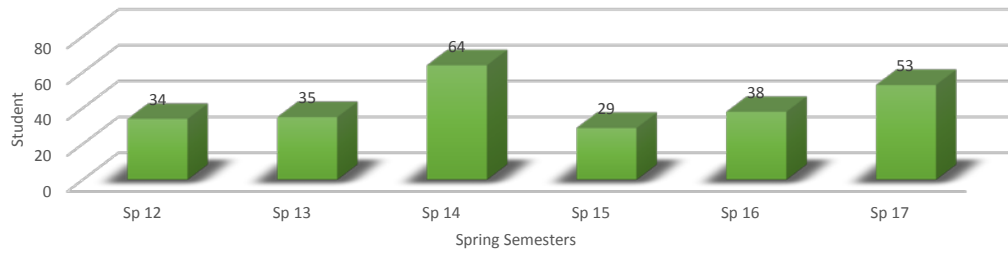
## ETSE Undergraduate Degrees Granted per Semester

Major	Sp 12	Su 12	Fa 12	Sp 13	Su 13	Fa 13	Sp 14	Su 14	Fa 14	Sp 15	Su 15	Fa 15	Sp 16	Su 16	Fa 16	Sp 17
ETC	6	4	10	4	3	3	16	3	5	7	0	10	7	9	4	4
ETE	10	0	9	8	2	10	11	1	7	6	0	6	6	0	6	10
ETM	6	0	9	6	1	11	15	3	12	4	0	12	8	0	14	9
IET	3	0	3	6	0	5	4	1	6	5	0	4	2	0	9	11
SUR	4	0	10	2	1	0	8	0	1	0	1	3	1	1	2	6
ICT	5	19	6	9	14	14	10	30	15	7	21	9	14	39	14	13
<b>Totals</b>	<b>34</b>	<b>23</b>	<b>43</b>	<b>35</b>	<b>21</b>	<b>43</b>	<b>64</b>	<b>38</b>	<b>46</b>	<b>29</b>	<b>22</b>	<b>44</b>	<b>38</b>	<b>49</b>	<b>49</b>	<b>53</b>
	1	2	3	4	5	6	7	8	9	10	11	12	13	14	15	16

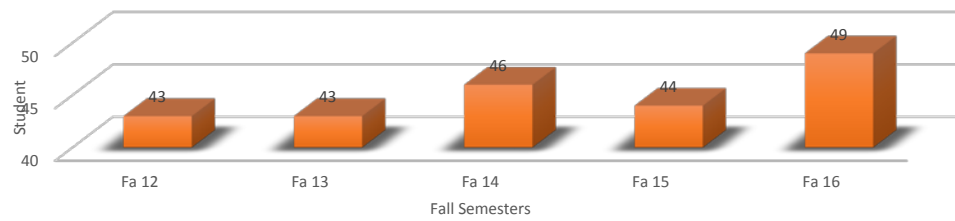
Sp 12 Su 12 Fa 12 Sp 13 Su 13 Fa 13 Sp 14 Su 14 Fa 14 Sp 15 Su 15 Fa 15 Sp 16 Su 16 Fa 16 Sp 17



**Degrees Awarded by Semester -Spring 2012-2016**



**Degrees Awarded by Semester -Fall 2012-2016**



**Degrees Awarded by Semester -Summer 2012-2016**

