



SUMMER COMMUNITY COLLEGE OPPORTUNITY FOR RESEARCH EXPERIENCE (SCORE)

New Mexico AMP Portal User Guide
<http://mynmamp.nmsu.edu/portal/login>

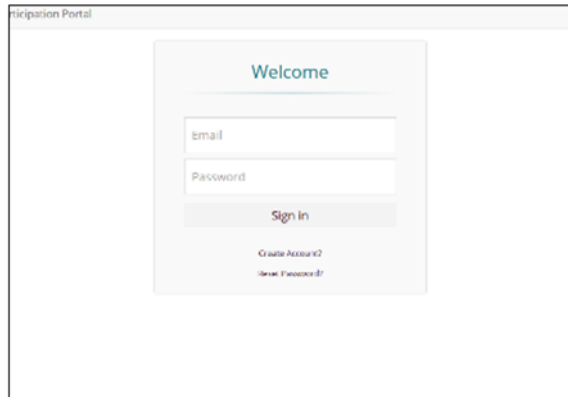
Items Required to Complete Application

- Unofficial Transcripts (PDF)
- Student Disclosure Form (PDF) (located in the Profile section)

Upon acceptance to the program, you will be required to provide:

- Updated unofficial transcript
- Medical Emergency Care Authorization Form
- Student Contract

New Mexico AMP Portal - Application Instructions Summer Community College Opportunity for Research Experience (SCORE)

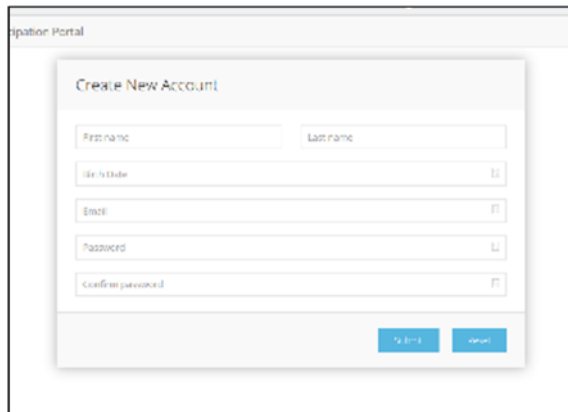


The screenshot shows the AMP Portal login interface. At the top, it says "Welcome". Below that are two input fields: "Email" and "Password". A "Sign in" button is positioned below the password field. At the bottom of the form, there are two links: "Create Account?" and "Reset Password?".

<http://mynmamp.nmsu.edu/portal/login>

If you are first time user you will need to:

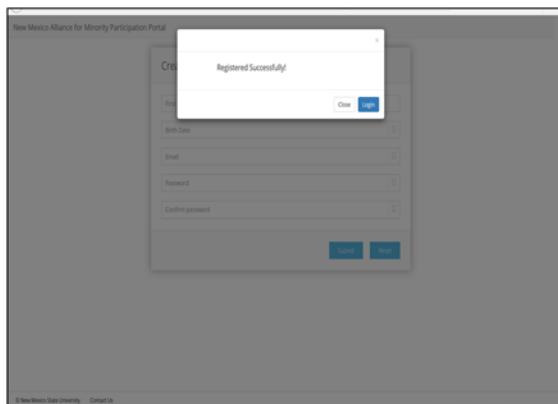
- Select "Create Account"



The screenshot shows the "Create New Account" form. It includes fields for "Firstname", "Lastname", "User Name", "Email", "Password", and "Confirm password". At the bottom right, there are two buttons: "Go Back" and "Submit".

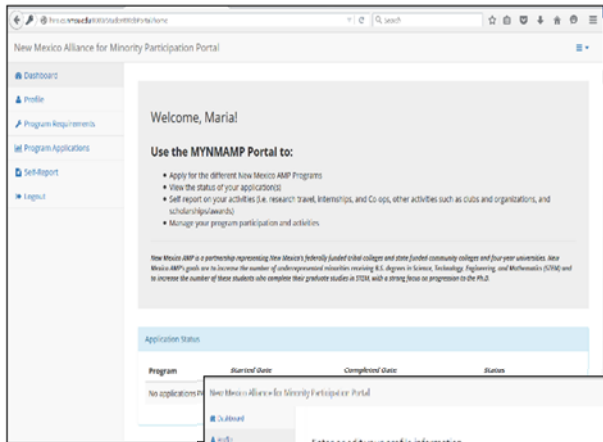
1. Create New Account

- Enter required information.
- Select "Submit" when completed.



The screenshot shows the AMP Portal with a "Registered Successfully" message box displayed over the "Create New Account" form. The message box has "Close" and "Sign In" buttons. The background form is dimmed.

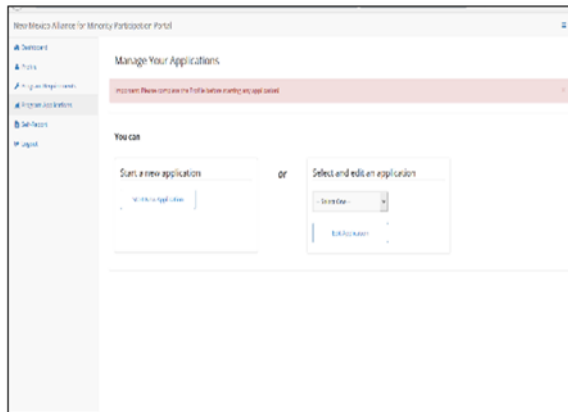
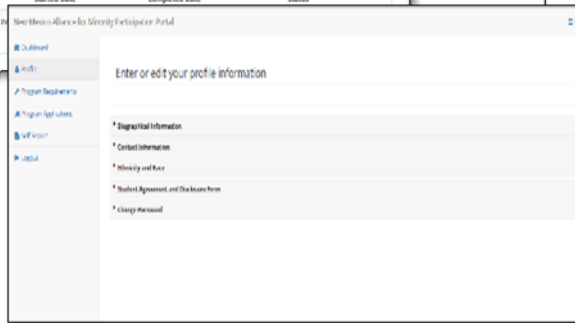
2. You will then be redirected to the Login Screen



3. Portal Dashboard

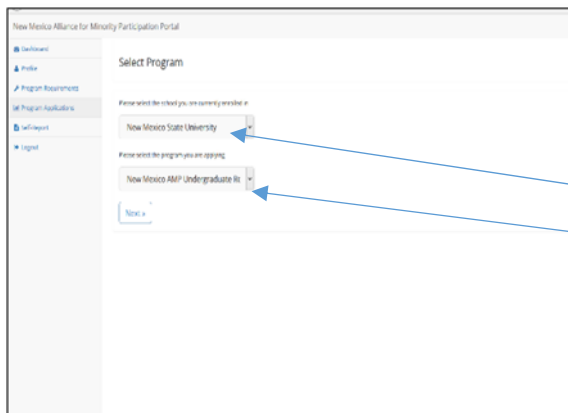
Before you begin the application process you will need to complete all sections in the “Profile” section. **You will be required to upload the Student Disclosure form in this section.**

Click “Save” at the end of each section



4. Program Applications

Select “Start new application”



5. Select Program

Select “Select Program”

- **Select School:**
- **Select Program:** *New Mexico AMP Summer Community College Opportunity for Research Experience SCCORE*
- **Select “Next”**

6. Select Term

- **Select Semester:** *Summer*
- **Select Year:** *2017*
- **Enter the following code:** **QZuolhso**

Click on “NEXT” when completed.

7. New Mexico SCCORE Application

- You will need to complete all 7 sections of the application.
- Select “Save” after each section
- All required documents such as transcripts and student disclosure contract will need to be submitted as a PDF file.

8. Submit Application

- Ensure all areas of the application are complete
- Type in your name and date
- Select “Submit”

9. Verification that you application is complete:

- Select your T-Shirt size. (*Only those students selected to participate in the program will receive a T-shirt.*)

You will receive an email confirming your application has been received.