

Accessing IPEDS Surveys by Year

This file contains multiple years of the IPEDS survey. To avoid scrolling through all years, the Bookmarks feature will allow you to go to specific years.

- In [Google Chrome](#), the Bookmarks button is on the right side of the document toolbar (it appears under the browser toolbar). Select the year you would like to view.
- In [Microsoft Internet Explorer](#) if the Bookmarks pane is not already open, the Bookmarks button is in the document toolbar on the left side of the screen. Select the year you would like to view.
- In [Mozilla Firefox](#), the Bookmarks button is called Show Document Outline. To get to it, click the Toggle Sidebar button on the left side of the document toolbar (it appears under the browser toolbar). Then click the Show Document Outline button. Select the year you would like to view.

Institution: New Mexico State University-Carlsbad (188003)

User ID: 88G1911

Overview

Outcome Measures Overview

Welcome to the IPEDS Outcome Measures (OM) survey component. The OM component collects award and enrollment data from degree-granting institutions on four undergraduate cohorts at two points in time: six-year and eight-year.

The four cohorts of degree/certificate-seeking undergraduates are:

- Full-time, first-time
- Part-time, first-time
- Full-time, non-first-time
- Part-time, non-first-time

Updates:

Because this is the first year of OM data collection, IPEDS will ask for an estimated time it took you to complete the OM survey component. Include in that estimate the time to review instructions, research data sources, complete and review the component, and submit the data.

Data Reporting Reminders:

All reporting institutions will report on an entering cohort year: 2007

Six-year status will be as of August 31, 2013

Eight-year status will be as of August 31, 2015

Reporting Tips:

- Follow directions on who to include and exclude in your cohorts. Inclusion and exclusion directions are similar to Graduation Rates.
- As a new survey component, carefully read each [OM FAQ](#) before reporting your institution's data.

Coverage:

For academic year reporters (standard academic terms - semesters, trimesters, quarters, or 4-1-4 plan), institutions will report using a fall cohort. Institutions may either use October 15, 2007 or the institution's official fall reporting date.

For program and hybrid reporters (not on standard academic terms), institutions will report using a full-year cohort. Institutions will report during the period between September 1, 2007 and August 31, 2008.

Resources:

To download the survey materials for this component: [Survey Materials](#)

If you have questions about completing this survey, please contact the **IPEDS Help Desk at 1-877-225-2568**.

Award Status at Six Years

Award Status at Six Years

Directions: Refer to 2015-16 Survey Materials' Instructions for Award Status at Six Years.

	2007 cohort	Revised 2007 cohort (through August 31, 2013)	Exclusions to 2007 cohort (through August 31, 2013)	Adjusted 2007 cohort	Awarded by your institution (through August 31, 2013)	Percent of adjusted cohort who received an award from your institution by August 31, 2013
First-time entering						
Full-time	149	149	1	148	20	14
Part-time	35	29	1	28	1	4
Non-first-time entering						
Full-time	36	37	0	37	11	30
Part-time	27	22	0	22	3	14

Award and Enrollment Status at Eight Years

Award and Enrollment Status at Eight Years

Directions: Refer to 2015-16 Survey Materials' Instructions for Award and Enrollment Status at Eight Years.

	2007 cohort	Revised 2007 cohort (through August 31, 2015)	Exclusions to 2007 cohort (through August 31, 2015)	Adjusted 2007 Cohort	Awarded by your institution (through August 31, 2015)	Students who did not receive an award from your institution by August 31, 2015				Percent of adjusted cohort who received an award from your institution by August 31, 2015	Percent of adjusted cohort who did not receive an award, but are still enrolled at your institution or subsequently enrolled at another institution	
						Number still enrolled at your institution	Number who subsequently enrolled at another institution	Number of students whose subsequent enrollment status is unknown	Total number who did not receive an award from your institution			
First-time entering												
Full-time	149	149	1	148	23	1	38	86	125	16	26	
Part-time	35	29	1	28	3	0	4	21	25	11	14	
Non-first-time entering												
Full-time	36	37	0	37	11	0	16	10	26	30	43	
Part-time	27	22	0	22	4	1	8	9	18	18	41	



You may use the space below to provide context for the data you've reported above. These context notes will be posted on the College Navigator website, and should be written to be understood by students and parents.

Prepared by

This survey component was prepared by:

<input checked="" type="radio"/> Keyholder	<input type="radio"/> SFA Contact	<input type="radio"/> HR Contact
<input type="radio"/> Finance Contact	<input type="radio"/> Academic Library Contact	<input type="radio"/> Other

Name: Judy Bosland
Email: jbosland@nmsu.edu

How long did it take to prepare this survey component?	16hours	minutes
--	---------	---------

The name of the preparer is being collected so that we can follow up with the appropriate person in the event that there are questions concerning the data. The Keyholder will be copied on all email correspondence to other preparers. The time it took to prepare this component is being collected so that we can continue to improve our estimate of the reporting burden associated with IPEDS. Please include in your estimate the time it took for you to review instructions, query and search data sources, complete and review the component, and submit the data through the Data Collection System. Thank you for your assistance.

Summary**Outcome Measures Component Summary**

IPEDS collects important information regarding your institution. All data reported in IPEDS survey components become available in the IPEDS Data Center and appear as aggregated data in various Department of Education reports. Additionally, some of the reported data appears specifically for your institution through the College Navigator website. The purpose of this summary is to provide you an opportunity to view some of the data that, when accepted through the IPEDS quality control process, will appear on the College Navigator website. College Navigator is updated approximately three months after the data collection period closes.

Please review your data for accuracy. If you have questions about the data displayed below after reviewing the data reported on the survey screens, please contact the IPEDS Help Desk at: 1-877-225-2568 or ipedshelp@rti.org.

Cohort	6-year Award Rate	8-year Award Rate	Still enrolled at your institution after 8 years	Did not receive an award and subsequently enrolled at another institution
Full-time, First-time	14%	16%	1%	26%
Part-time, First-time	4%	11%	0%	14%
Full-time, Non-first-time	30%	30%	0%	43%
Part-time, Non-first-time	14%	18%	5%	36%

Outcome Measures

New Mexico State University-Carlsbad (188003)

There are no errors for the selected survey and institution.

Institution: New Mexico State University-Carlsbad (188003)
 User ID: 88G1911

Overview

Outcome Measures Overview

Welcome to the IPEDS Outcome Measures (OM) survey component. The OM component collects award and enrollment data from degree-granting institutions on four undergraduate cohorts at two points in time: six-year and eight-year.

The four cohorts of degree/certificate-seeking undergraduates are:

- Full-time, first-time entering (FTFT)
- Part-time, first-time entering (PTFT)
- Full-time, non-first-time entering (FTNFT)
- Part-time, non-first-time entering (PTNFT)

Updates:

- New for the 2016-17 collection, initial cohort data will be preloaded in the six-year award screen for the four cohorts (FTFT, PTFT, FTNFT, PTNFT). In addition, for applicable institutions, the revised FTFT cohort will also be preloaded to ensure that Graduation Rates 200% match with OM's 8-year award rates.
- IPEDS will ask for an estimated time it took you to complete the OM survey component. Include in that estimate the time to review instructions, research data sources, complete and review the component, and submit the data.
- There are two new changes on the Award and Enrollment Status at Eight-year Screen: 1) The Revised Cohort column is no longer available. Revised cohorts can only be entered on the Award Status at Six-year Screen and 2) Last year's data collection had an Exclusions column for the entire Eight-year period. This column has changed to an Additional Exclusions column (September 1, 2014 through August 31, 2016).
- A new calculated total row, which represents all entering students, has been added to the bottom of both the Six-year and Eight-year screens.

Data Reporting Reminders:

All reporting institutions will report on an entering cohort year: **2008**

Six-year status will be as of **August 31, 2014**

Eight-year status will be as of **August 31, 2016**

Reporting Tips:

- Follow directions on who to include and exclude in your cohorts. Inclusion and exclusion directions are similar to Graduation Rates.
- Carefully read each [OM FAQ](#) before reporting your institution's data. NOTE: There is a new FAQ (#10) which addresses if your institution changed its calendar system (i.e., academic year, hybrid, or program).

Coverage:

For academic year reporters (standard academic terms - semesters, trimesters, quarters, or 4-1-4 plan), institutions will report using a fall cohort. Institutions may either use October 15, 2008 or the institution's official fall reporting date.

For program and hybrid reporters (not on standard academic terms), institutions will report using a full-year cohort. Institutions will report during the period between September 1, 2008 and August 31, 2009.

Resources:

To download the survey materials for this component: [Survey Materials](#)

To access your prior year data submission for this component: [Reported Data](#)



If you have questions about completing this survey, please contact the **IPEDS Help Desk at 1-877-225-2568**.

Award Status at Six Years

Award Status at Six Years Directions: Refer to 2016-17 Survey Materials' Instructions for Award Status at Six Years.

Complete this screen for the 2008 entering cohort.

The 6 year period is the time the cohort enters through August 31, 2014.


	2008 cohort	Revised 2008 cohort	Exclusions to 2008 cohort	Adjusted 2008 cohort	 Awarded by your institution	Percent of adjusted cohort who received an award from your institution
First-time entering						
Full-time	221	225	3	222	24	11
Part-time	49	36	0	36	1	3
Non-first-time entering						
Full-time	27	32	0	32	16	50
Part-time	49	 21	0	21	5	24
Total entering students						
	346	314	3	311	46	15

Award and Enrollment Status at Eight Years

Award and Enrollment Status at Eight Years Directions: Refer to 2016-17 Survey Materials' Instructions for Award and Enrollment Status at Eight Years.

Complete this screen for the 2008 entering cohort. The 8 year period is the time the cohort enters through August 31, 2016.

	2008 Cohort (preloaded adjusted cohort from six year award status screen)	Additional Exclusions (September 1, 2014 through August 31, 2016)	Adjusted 2008 Cohort	Awarded by your institution	Students who did not receive an award from your institution through August 31, 2016				Percent of adjusted cohort who received an award from your institution	Percent of adjusted cohort who did not receive an award, but are still enrolled at your institution or subsequently enrolled at another institution
					Number still enrolled at your institution	Number who subsequently enrolled at another institution	Number of students whose subsequent enrollment status is unknown	Total number who did not receive an award from your institution		
First-time entering										
Full-time	222	0	222	25	3	53	141	197	11	25
Part-time	36	0	36	1	3	9	23	35	3	33
Non-first-time entering										
Full-time	32	0	32	16	0	3	13	16	50	9
Part-time	21	0	21	5	1	8	7	16	24	43
Total entering students										
	311	0	311	47	7	73	184	264	15	26

 You may use the space below to provide context for the data you've reported above. These context notes will be posted on the College Navigator website, and should be written to be understood by students and parents.

Prepared by

This survey component was prepared by:

<input checked="" type="radio"/> Keyholder	<input type="radio"/> SFA Contact	<input type="radio"/> HR Contact
<input type="radio"/> Finance Contact	<input type="radio"/> Academic Library Contact	<input type="radio"/> Other

Name: Judy Bosland
Email: jbosland@nmsu.edu

How long did it take to prepare this survey component?	2 hours	minutes
--	---------	---------

The name of the preparer is being collected so that we can follow up with the appropriate person in the event that there are questions concerning the data. The Keyholder will be copied on all email correspondence to other preparers. The time it took to prepare this component is being collected so that we can continue to improve our estimate of the reporting burden associated with IPEDS. Please include in your estimate the time it took for you to review instructions, query and search data sources, complete and review the component, and submit the data through the Data Collection System. Thank you for your assistance.

Summary**Outcome Measures Component Summary**

IPEDS collects important information regarding your institution. All data reported in IPEDS survey components become available in the IPEDS Data Center and appear as aggregated data in various Department of Education reports. Additionally, some of the reported data appears specifically for your institution through the College Navigator website. The purpose of this summary is to provide you an opportunity to view some of the data that, when accepted through the IPEDS quality control process, will appear on the College Navigator website. College Navigator is updated approximately three months after the data collection period closes.

Please review your data for accuracy. If you have questions about the data displayed below after reviewing the data reported on the survey screens, please contact the IPEDS Help Desk at: 1-877-225-2568 or ipedshelp@rti.org.

Cohort	6-year Award Rate	8-year Award Rate	Still enrolled at your institution after 8 years	Did not receive an award and subsequently enrolled at another institution
Full-time, First-time	11%	11%	1%	24%
Part-time, First-time	3%	3%	8%	25%
Full-time, Non-first-time	50%	50%	0%	9%
Part-time, Non-first-time	24%	24%	5%	38%

Outcome Measures

New Mexico State University-Carlsbad (188003)

Source	Description	Severity	Resolved	Options
Screen: Award Status at Six Years				
Screen Entry	The number of part-time, non-first-time students reported for the Revised 2008 cohort through August 31, 2014 (21) is outside the expected range of between 35 and 63 based on the 2008 cohort. Please correct your data or contact the IPEDS Help Desk for assistance. (Error #13107)	Fatal	Yes	
Reason:	Overridden by administrator. Count has been revised to exclude non-degree seeking students enrolled at sister institutions. KG			

Overview**Outcome Measures Overview**

Welcome to the IPEDS Outcome Measures (OM) survey component. The OM component collects award and enrollment data from degree-granting institutions on four undergraduate cohorts and eight undergraduate subcohorts at three status points: four-years, six-years, and eight-years after entry.

The four cohorts of degree/certificate-seeking undergraduates are:

- First-time, full-time entering (FTFT)
- First-time, part-time entering (FTPT)
- Non-first-time, full-time entering (NFTFT)
- Non-first-time, part-time entering (NFTPT)

For each cohort, two subcohort groups have been added to the OM component - Pell Grant recipients and Non-Pell Grant recipients - resulting in eight new undergraduate subcohorts.

Major Updates:

- Starting with the 2017-18 collection, all institutions must report on a **FULL-YEAR** cohort. The OM cohort year is 2009-10. The full-year cohort coverage period is July 1, 2009 - June 30, 2010.
- Institutions will establish their OM cohorts based on their subcohorts of entering Pell Grant recipients and Non-Pell Grant recipients. Institutions should first identify their entering degree/certificate-seeking undergraduates during July 1, 2009 - June 30, 2010 and place each student in the appropriate subcohort. Each student should be reported only once.
- A new, third status point of four years after entry has been added to OM component.
- For each status point, institutions will report the highest type of award conferred to a student for each subcohort. The three award categories are certificates, associate's degree, and bachelor's degree. The awards are mutually exclusive within each status point.
- Institutions should report exclusions for the entire eight year period only on the "Establishing Cohorts" screen. Additional exclusions cannot be reported on the status point screens (i.e., four-years, six-years, or eight-years after entry).
- IPEDS will ask for an estimated time it took to complete the OM component. Include in that estimate the time to review instructions, research data sources (i.e., coordinate with IT and Student Aid offices), complete and review the component, and submit the data.

Data Reporting Reminders:

All reporting institutions will report on the entering cohort year: **2009-10 (July 1, 2009 - June 30, 2010)**.

- Four-year status point was as of **August 31, 2013**
- Six-year status point was as of **August 31, 2015**
- Eight-year status point was as of **August 31, 2017**

Reporting Tips:

Carefully read each [OMFAQ](#) before reporting your institution's data. There are new FAQs regarding the major updates to OM 2017-18 collection, such as academic reporters now reporting on a full-year cohort, summer sessions starting prior July 1, reporting awards at different status points, and Pell Grant and Non-Pell Grant recipient subcohorts.

Remember: All institutions are required to report transfer-out student data. Refer to FAQ #33 for more information.

Resources:

To download the survey materials for this component: [Survey Materials](#)

To access your prior year data submission for this component: [Reported Data](#)



If you have questions about completing this survey, please contact the **IPEDS Help Desk at 1-877-225-2568**.

Establishing Cohorts

Establishing Cohorts
2009-10 Entering Undergraduate Cohort
 (July 1, 2009-June 30, 2010: Full Year)

Directions: Begin by identifying your entering degree/certificate-seeking undergraduates for the full year of July 1, 2009 - June 30, 2010. Then report each student under one of the eight subcohorts (Pell or Non-Pell Grant recipients FTFT, FTPT, NFTFT, NFTPT). Each entering student should be reported only once. The four cohorts and total entering students will be calculated based on your subcohort reporting.

NOTE: Once a student is in the cohort, the student remains in the cohort, even if the student's attendance status changes (i.e., full-time to part-time, or vice versa) or if the student drops out, transfers out, or transfers back into the institution during the eight-year period. However, adjustments can be made to the cohort for allowable exclusions, which include the death of a student, permanent disability, military deployment, or service on an official church mission or with a foreign aid service of the Federal government. Exclusions are for the **ENTIRE** eight years for the entering 2009-10 cohort.

<u>Degree/Certificate-Seeking Undergraduate Students</u>	<u>2009-10 cohort</u>	<u>Exclusions to 2009-10 cohort</u>	<u>Adjusted 2009-10 cohort</u>
First-time entering			
<u>Full-time</u>	295	2	293
Pell Grant recipients	<input type="text" value="170"/>	<input type="text" value="2"/>	168
Non-Pell Grant recipients	<input type="text" value="125"/>	<input type="text" value="0"/>	125
<u>Part-time</u>	62	0	62
Pell Grant recipients	<input type="text" value="24"/>	<input type="text" value="0"/>	24
Non-Pell Grant recipients	<input type="text" value="38"/>	<input type="text" value="0"/>	38
Non-First-time entering			
<u>Full-time</u>	63	0	63
Pell Grant recipients	<input type="text" value="40"/>	<input type="text" value="0"/>	40
Non-Pell Grant recipients	<input type="text" value="23"/>	<input type="text" value="0"/>	23
<u>Part-time</u>	 32	0	32
Pell Grant recipients	<input type="text" value="15"/>	<input type="text" value="0"/>	15
Non-Pell Grant recipients	<input type="text" value="17"/>	<input type="text" value="0"/>	17
Total Entering			
Pell Grant recipients	 249	2	247
Non-Pell Grant recipients	203	0	203

The following reference table is based on institutional data reported in the specified data collections. Data reported on this screen (Establishing Cohorts for OM) have been compared with the data below. To review your prior reported data, go to the Tools menu in the IPEDS Data Collection System --> Go to Collection Level Data Center --> Look up an Institution --> Select your institution --> Select "Reported Data"

	2009 Fall Enrollment, 2009-10 Spring Collection	2009 Pell Grant data from Student Financial Aid, 2010-11 Winter Collection
First-time, Full-time	235	130
First-time, Part-time	56	N/A
Non-First-time, Full-time	37	N/A
Non-First-time, Part-time	57	N/A
Total Undergraduates	N/A	475

Award Status at Four Years

**Award Status at Four Years After Entry
2009-10 Entering Undergraduate Cohort
(July 1, 2009-June 30, 2010: Full Year)**

Directions: From the adjusted 2009-10 cohort, report the number of students who earned an award by four years after entry for each subcohort. If a student earns multiple awards, report only the highest award conferred to the student by the status point (August 31, 2013).

<u>Undergraduate Students</u>	Adjusted 2009-10 cohort	Number of students conferred an award by your institution (Highest Award by August 31, 2013)			Total number of adjusted cohort that received an award from your institution	Percent of adjusted cohort that received an award from your institution
		<u>Certificates</u>	<u>Associate's</u>	<u>Bachelor's</u>		
<u>First-time entering</u>						
Full-time	293	7	27	0	34	12
Pell Grant recipients	168	<input type="text" value="6"/>	<input type="text" value="20"/>	<input type="text" value="0"/>	26	15
Non-Pell Grant recipients	125	<input type="text" value="1"/>	<input type="text" value="7"/>	<input type="text" value="0"/>	8	6
Part-time	62	1	1	0	2	3
Pell Grant recipients	24	<input type="text" value="0"/>	<input type="text" value="0"/>	<input type="text" value="0"/>	0	0
Non-Pell Grant recipients	38	<input type="text" value="1"/>	<input type="text" value="1"/>	<input type="text" value="0"/>	2	5
<u>Non-First-time entering</u>						
Full-time	63	1	18	0	19	30
Pell Grant recipients	40	<input type="text" value="0"/>	<input type="text" value="8"/>	<input type="text" value="0"/>	8	20
Non-Pell Grant recipients	23	<input type="text" value="1"/>	<input type="text" value="10"/>	<input type="text" value="0"/>	11	48
Part-time	32	0	4	0	4	13
Pell Grant recipients	15	<input type="text" value="0"/>	<input type="text" value="2"/>	<input type="text" value="0"/>	2	13
Non-Pell Grant recipients	17	<input type="text" value="0"/>	<input type="text" value="2"/>	<input type="text" value="0"/>	2	12
<u>Total Entering</u>						
	450	9	50	0	59	13
Pell Grant recipients	247	6	30	0	36	15
Non-Pell Grant recipients	203	3	20	0	23	11

Award Status at Six Years

**Award Status at Six Years After Entry
2009-10 Entering Undergraduate Cohort
(July 1, 2009-June 30, 2010: Full Year)**

Directions: From the adjusted 2009-10 cohort, report the number of students who earned an award by six years after entry for each subcohort. If a student earns multiple awards, report only the highest award conferred to the student by the status point (August 31, 2015).

<u>Undergraduate Students</u>	Adjusted 2009-10 cohort	Number of students conferred an award by your institution (Highest Award through August 31, 2015)			Total number of adjusted cohort that received an award from your institution	Percent of adjusted cohort that received an award from your institution
		<u>Certificates</u>	<u>Associate's</u>	<u>Bachelor's</u>		
<u>First-time entering</u>						
Full-time	293	6	35	0	41	14
Pell Grant recipients	168	<input type="text" value="4"/>	<input type="text" value="24"/>	<input type="text" value="0"/>	28	17
Non-Pell Grant recipients	125	<input type="text" value="2"/>	<input type="text" value="11"/>	<input type="text" value="0"/>	13	10
Part-time	62	1	2	0	3	5
Pell Grant recipients	24	<input type="text" value="0"/>	<input type="text" value="1"/>	<input type="text" value="0"/>	1	4
Non-Pell Grant recipients	38	<input type="text" value="1"/>	<input type="text" value="1"/>	<input type="text" value="0"/>	2	5
<u>Non-First-time entering</u>						
Full-time	63	1	21	0	22	35
Pell Grant recipients	40	<input type="text" value="0"/>	<input type="text" value="10"/>	<input type="text" value="0"/>	10	25
Non-Pell Grant recipients	23	<input type="text" value="1"/>	<input type="text" value="11"/>	<input type="text" value="0"/>	12	52
Part-time	32	0	5	0	5	16
Pell Grant recipients	15	<input type="text" value="0"/>	<input type="text" value="2"/>	<input type="text" value="0"/>	2	13
Non-Pell Grant recipients	17	<input type="text" value="0"/>	<input type="text" value="3"/>	<input type="text" value="0"/>	3	18
<u>Total Entering</u>						
	450	8	63	0	71	16
Pell Grant recipients	247	4	37	0	41	17
Non-Pell Grant recipients	203	4	26	0	30	15


Award and Enrollment Status at Eight Years

**Award and Enrollment Status at Eight Years After Entry
2009-10 Entering Undergraduate Cohort
(July 1, 2009-June 30, 2010: Full Year)**

Directions: From the adjusted 2009-10 cohort, report the number of students who earned an award by eight years after entry for each subcohort. If a student earns multiple awards, report only the highest award conferred to the student by the status point (August 31, 2017).

For students that did not receive an award from your institution, report the number of students who are still enrolled at your institution, and then report the number of students who had enrolled at another institution over the eight year period.

Undergraduate Students	Adjusted 2009-10 cohort	Award Status at Eight Years After Entry					Enrollment Status at Eight Years After Entry					
		Number of students conferred an award by your institution (From Entry through August 31, 2017)			Total number of adjusted cohort that received an award from your institution	Percent of adjusted cohort that received an award from your institution	Number of students who did not receive an award from your institution (From entry through August 31, 2017)				Percent of adjusted cohort that did not receive an award, but are still enrolled at your institution and enrolled at another institution after leaving your institution	
		Certificates	Associate's	Bachelor's			Number still enrolled at your institution	Number who enrolled at another institution after leaving your institution	Number of students whose subsequent enrollment status is unknown	Total number who did not receive an award from your institution		
<u>First-time entering</u>												
Full-time	293	5	42	0	47	16	10	70	166	246	27	
Pell Grant recipients	168	3	29	0	32	19	7	34	95	136	24	
Non-Pell Grant recipients	125	2	13	0	15	12	3	36	71	110	31	
Part-time	62	1	2	0	3	5	0	15	44	59	24	
Pell Grant recipients	24	0	1	0	1	4	0	7	16	23	29	
Non-Pell Grant recipients	38	1	1	0	2	5	0	8	28	36	21	
<u>Non-First-time entering</u>												
Full-time	63	1	21	0	22	35	3	16	22	41	30	
Pell Grant recipients	40	0	10	0	10	25	3	11	16	30	35	
Non-Pell Grant recipients	23	1	11	0	12	52	0	5	6	11	22	
Part-time	32	0	5	0	5	16	0	12	15	27	38	
Pell Grant recipients	15	0	2	0	2	13	0	8	5	13	53	
Non-Pell Grant recipients	17	0	3	0	3	18	0	4	10	14	24	
<u>Total Entering</u>												
Full-time	450	7	70	0	77	17	13	113	247	373	28	
Pell Grant recipients	247	3	42	0	45	18	10	60	132	202	28	
Non-Pell Grant recipients	203	4	28	0	32	16	3	53	115	171	28	

 You may use the space below to provide context for the data you've reported above. These context notes will be posted on the College Navigator website, and should be written to be understood by students and parents.

Prepared by

The name of the preparer is being collected so that we can follow up with the appropriate person in the event that there are questions concerning the data. The Keyholder will be copied on all email correspondence to other preparers.

The time it took to prepare this component is being collected so that we can continue to improve our estimate of the reporting burden associated with IPEDS. Please include in your estimate the time it took for you to review instructions, query and search data sources, complete and review the component, and submit the data through the Data Collection System.

Thank you for your assistance.

This survey component was prepared by:

<input checked="" type="radio"/>	Keyholder	<input type="radio"/>	SFA Contact	<input type="radio"/>	HR Contact
<input type="radio"/>	Finance Contact	<input type="radio"/>	Academic Library Contact	<input type="radio"/>	Other
Name:	<input type="text" value="Judy Bosland"/>				
Email:	<input type="text" value="jbosland@nmsu.edu"/>				

How many staff from your institution only were involved in the data collection and reporting process of this survey component?

<input type="text" value="3.00"/>	Number of Staff (including yourself)
-----------------------------------	--------------------------------------

How many hours did you and others from your institution only spend on each of the steps below when responding to this survey component?

Exclude the hours spent collecting data for state and other reporting purposes.

Staff member	Collecting Data Needed	Revising Data to Match IPEDS Requirements	Entering Data	Revising and Locking Data
Your office	<input type="text" value="8.00"/> hours	<input type="text" value="10.00"/> hours	<input type="text" value="1.00"/> hours	<input type="text" value="1.00"/> hours
Other offices	<input type="text"/> hours	<input type="text"/> hours	<input type="text"/> hours	<input type="text"/> hours

Summary

Outcome Measures Component Summary

IPEDS collects important information regarding your institution. All data reported in IPEDS survey components become available in the IPEDS Data Center and appear as aggregated data in various Department of Education reports. Additionally, some of the reported data appears specifically for your institution through the College Navigator website. The purpose of this summary is to provide you an opportunity to view some of the data that, when accepted through the IPEDS quality control process, will appear on the College Navigator website. College Navigator is updated approximately three months after the data collection period closes.

Please review your data for accuracy. If you have questions about the data displayed below after reviewing the data reported on the survey screens, please contact the IPEDS Help Desk at: 1-877-225-2568 or ipedshelp@rti.org.

Cohort	4-year Award Rate	6-year Award Rate	8-year Award Rate	Still enrolled at your institution after 8 years	Did not receive an award and subsequently enrolled at another institution
First-time entering					
Full-time	12%	14%	16%	3%	24%
Pell Grant recipients	15%	17%	19%	4%	20%
Non-Pell Grant recipients	6%	10%	12%	2%	29%
Part-time	3%	5%	5%	0%	24%
Pell Grant recipients	0%	4%	4%	0%	29%
Non-Pell Grant recipients	5%	5%	5%	0%	21%
Non-First-time entering					
Full-time	30%	35%	35%	5%	25%
Pell Grant recipients	20%	25%	25%	8%	28%
Non-Pell Grant recipients	48%	52%	52%	0%	22%
Part-time	13%	16%	16%	0%	38%
Pell Grant recipients	13%	13%	13%	0%	53%
Non-Pell Grant recipients	12%	18%	18%	0%	24%
Total Entering					
Full-time	13%	16%	17%	3%	25%
Pell Grant recipients	15%	17%	18%	4%	24%
Non-Pell Grant recipients	11%	15%	16%	1%	26%

Outcome Measures

New Mexico State University-Carlsbad (188003)

Source	Description	Severity	Resolved	Options
Screen: Establishing Cohorts				
Screen Entry	In the 2009-10 EF component you reported 57 part-time not first-time undergraduate students in fall 2009, but in OM you reported 32 part-time not first-time undergraduate students for the full year period that includes fall 2009. OM should be greater than prior reported EF data. Please review your data and make any necessary corrections, or contact the IPEDS Help Desk for assistance. (Error #13416)	Fatal	Yes	
Reason:	Overridden by administrator. Students were previously reported at part-time more than once in some instances. Now some are adjusted to full-time status based on number of credits; this is system-wide scenario where students undergo flexible transfer between schools. KG			
Screen Entry	You reported 55.09% of your entering undergraduates in the Recipients of a Pell Grant subcohort in OM; however, based on the 2010-11 Student Financial Aid component reporting, we expected this percentage to be between 0% and 53%. Please review your data and make any necessary corrections or explain the discrepancy. (Error #13409)	Explanation	Yes	
Reason:	When this was reported in 2010, only the Pell grant awarded for the first semester was counted. For the OM, we included both semesters for any campus. (This is due to the "swirl" of our students as they enroll on multiple campuses throughout the NMSU System.)			